Vision for Imagination
MACHINE VISION PRODUCT CATALOG



www.hikrobotics.com

HIKROBOT

CONTENTS

Hangzhou Hikrobot Co., Ltd.

Hikrobot is a global product and solution supplier specialized in machine vision and mobile robot. Focusing on IIoT, smart logistics and smart manufacturing, we build open cooperation ecosystem, provide service to industry and logistics customers, and commit to continuously promoting the intelligentization and leading the intelligent manufacturing process.

Machine Vision

With efforts in industrial vision sensing application and hardware technology, the company provides customers with leading machine vision products. The products cover industrial camera, lens, vision box, industrial smart camera and related accessory.
Through rigorous EMC, safety and reliability tests, Hikrobot guarantees the high precision, high efficiency and high environmental performance of each product. The machine vision products are widely used in industrial automation sectors such as consumer electronics, semiconductors and logistics, as a part of the vision applications like positioning guidance, measurement, quality inspection, code reading, OCR, etc. They help users to greatly improve productivity, accuracy and stability.

Area Scan Camera

CS Series GigE Area Scan Camera

Key Features

- Second-generation industrial camera, excellent power consumption design.
- A new generation of appearance structure design, support four-sided installation, higher installation accuracy.
- PRO version is embedded with rich functions such as lossless compression, noise reduction, super palette, etc.
- GigE interface, with maximum transmission distance up to 100m (without relay).
- Compatible with GigE Vision V2.0 protocol and GenICam standard ,and the third-party software.
- CE, FCC, RoHS, KC certification.

Specifications

Model	Sensor model	Sensor type	Sensor size	Pixel size	Shutter mode	Resolution	Max. frame rate	ADC bit depth	Mono/color	Exposure time	Data interface	Power supply	Power consumption	Lens mount	Working temperature	Dimension
MV-CS004-10GM	IMX297	CMOS	1/2.9"	6.9 μm	Global	720 × 540	125 fps	10	Mono	USE: 1 μs~14 μs NE: 15 μs~10 sec	GigE	9~24 VDC,PoE	Typ. 2.2 W@12 VDC	C	-30~60°C	29 mm × 29 mm × 42 mm
MV-CS004-10GC	IMX297	CMOS	1/2.9"	6.9 μm	Global	720 × 540	125 fps	10	Color	USE: 1 μs~14 μs NE: 15 μs~10 sec	GigE	9~24 VDC,PoE	Typ. 2.5 W@12 VDC	C	-30~60°C	29 mm × 29 mm × 42 mm
MV-CS016-10GM	IMX296	CMOS	1/2.9"	3.45 μm	Global	1440 × 1080	65 fps	10	Mono	USE: 1 μs~14 μs NE: 15 μs~10 sec	GigE	9~24 VDC,PoE	Typ. 2.4 W@12 VDC	C	-30~60°C	29 mm × 29 mm × 42 mm
MV-CS016-10GC	IMX296	CMOS	1/2.9"	3.45 μm	Global	1440 × 1080	65 fps	10	Color	USE: 1 μs~14 μs NE: 15 μs~10 sec	GigE	9~24 VDC,PoE	Typ. 2.5 W@12 VDC	C	-30~60°C	29 mm × 29 mm × 42 mm
MV-CS020-11GM	Sony	CMOS	1/1.7"	4.5 μm	Global	1624 × 1240	39.9 fps	12	Mono	USE: 1 μs~14 μs NE: 15 μs~10 sec	GigE	9~24 VDC,PoE	Typ. 2.4 W@12 VDC	C	-30~60°C	29 mm × 29 mm × 42 mm
MV-CS020-21GM	OnSemi	CMOS	2/3"	4.5 μm	Global	1920 × 1200	51.3 fps	12	Mono	USE: 9 μs~59 μs NE: 60 μs~10 sec	GigE	9~24 VDC,PoE	Typ. 2.8 W@12 VDC	C	-30~60°C	29 mm × 29 mm × 42 mm
MV-CS050-10GM	IMX264	CMOS	2/3"	3.45 μm	Global	2448 × 2048	24.2 fps	12	Mono	USE: 1 μs~14 μs NE: 15 μs~10 sec	GigE	9~24 VDC,PoE	Typ. 2.6 W@12 VDC	C	-30~60°C	29 mm × 29 mm × 42 mm
MV-CS050-10GC	IMX264	CMOS	2/3"	3.45 μm	Global	2448 × 2048	24.2 fps	12	Color	USE: 1 μs~14 μs NE: 15 μs~10 sec	GigE	9~24 VDC,PoE	Typ. 2.9 W@12 VDC	C	-30~60°C	29 mm × 29 mm × 42 mm
MV-CS050-10GM-PRO	IMX264	CMOS	2/3"	3.45 μm	Global	2448 × 2048	35.6 fps	12	Mono	USE: 1 μs~14 μs NE: 15 μs~10 sec	GigE	9~24 VDC,PoE	Typ. 2.6 W@12 VDC	C	-30~60°C	29 mm × 29 mm × 42 mm
MV-CS050-10GC-PRO	IMX264	CMOS	2/3"	3.45 μm	Global	2448 × 2048	35.6 fps	12	Color	USE: 1 μs~14 μs NE: 15 μs~10 sec	GigE	9~24 VDC,PoE	Typ. 2.9 W@12 VDC	C	-30~60°C	29 mm × 29 mm × 42 mm
MV-CS050-20GM	XGS5000	CMOS	2/3"	3.2 μm	Global	2592 × 2048	22.7fps	12	Mono	USE: 23 μs~99 μs NE: 100 μs~10 sec	GigE	9~24 VDC,PoE	Typ. 2.6 W@12 VDC	C	-30~60°C	29 mm × 29 mm × 42 mm
MV-CS050-20GC	XGS5000	CMOS	2/3"	3.2 μm	Global	2592 × 2048	22.7fps	12	Color	USE: 23 μs~99 μs NE: 100 μs~10 sec	GigE	9~24 VDC,PoE	Typ. 2.6 W@12 VDC	C	-30~60°C	29 mm × 29 mm × 42 mm
MV-CS060-10GM	IMX178	CMOS	1/1.8"	2.4 μm	Rolling	3072 × 2048	19.1 fps	12	Mono	NE: 25 μs~2.5 sec	GigE	9~24 VDC,PoE	Typ. 2.4 W@12 VDC	C	-30~60°C	29 mm × 29 mm × 42 mm
MV-CS060-10GC	IMX178	CMOS	1/1.8"	2.4 μm	Rolling	3072 × 2048	19.1 fps	12	Color	NE: 25 μs~2.5 sec	GigE	9~24 VDC,PoE	Typ. 2.5 W@12 VDC	C	-30~60°C	29 mm × 29 mm × 42 mm
MV-CS060-10GM-PRO	IMX178	CMOS	1/1.8"	2.4 μm	Rolling	3072 × 2048	30.7 fps	12	Mono	NE: 25 μs~2.5 sec	GigE	9~24 VDC,PoE	Typ. 2.4 W@12 VDC	C	-30~60°C	29 mm × 29 mm × 42 mm
MV-CS060-10GC-PRO	IMX178	CMOS	1/1.8"	2.4 μm	Rolling	3072 × 2048	30.7 fps	12	Color	NE: 25 μs~2.5 sec	GigE	9~24 VDC,PoE	Typ. 2.5 W@12 VDC	C	-30~60°C	29 mm × 29 mm × 42 mm

Model	Sensor model	Sensor type	Sensor size	Pixel size	Shutter mode	Resolution	Max. frame rate	ADC bit depth	Mono/color	Exposure time	Data interface	Power supply	Power consumption	Lens mount	Working temperature	Dimension
MV-CS200-10GM	IMX183	CMOS	1"	2.4 μm	Rolling	5472 × 3648	5.9 fps	10	Mono	NE: 46 μs~2.5 sec	GigE	9~24 VDC,PoE	Typ. 2.4 W@12 VDC	C	-30~60°C	29 mm × 29 mm × 42 mm
MV-CS200-10GC	IMX183	CMOS	1"	2.4 μm	Rolling	5472 × 3648	5.9 fps	10	Color	NE: 46 μs~2.5 sec	GigE	9~24 VDC,PoE	Typ. 2.5 W@12 VDC	C	-30~60°C	29 mm × 29 mm × 42 mm

Notice: USE:Ultra-short exposure mode
NE:Normal exposure mode

Dimension

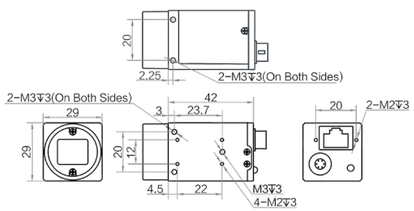

Unit:mm

CS Series USB3.0 Area Scan Camera

Key Features

- Second-generation industrial camera, excellent power consumption design.
- A new generation of appearance structure design, support four-sided installation, higher installation accuracy.
- PRO version is embedded with rich functions such as lossless compression, noise reduction, super palette, etc.
- USB 3.0 interface, support USB power supply, body lock screw holes to improve installation stability.
- Compatible with USB3 Vision protocol and GenICam standard, and the third-party software.
- CE, FCC, RoHS, KC certification.

Specifications

Model	Sensor model	Sensor type	Sensor size	Pixel size	Shutter mode	Resolution	Max. frame rate	ADC bit depth	Mono/color	Exposure time	Data interface	Power supply	Power consumption	Lens mount	Working temperature	Dimension
MV-CS004-10UM*	IMX287	CMOS	1/2.9"	6.9 μm	Global	720 × 540	526.5 fps	8/12	Mono	USE: 1 μs~14 μs NE: 15 μs~10 sec	USB3.0	9~24 VDC,USB3.0	Typ. 2.8 W@5 VDC	C	-30~60°C	29 mm × 29 mm × 30 mm
MV-CS004-10UC*	IMX287	CMOS	1/2.9"	6.9 μm	Global	720 × 540	526.5 fps	8/12	Color	USE: 1 μs~14 μs NE: 15 μs~10 sec	USB3.0	9~24 VDC,USB3.0	Typ. 2.8 W@5 VDC	C	-30~60°C	29 mm × 29 mm × 30 mm
MV-CS016-10UM*	IMX273	CMOS	1/2.9"	3.45 μm	Global	1440 × 1080	249.1 fps	8/12	Mono	USE: 1 μs~14 μs NE: 15 μs~10 sec	USB3.0	9~24 VDC,USB3.0	Typ. 2.6 W @5 VDC	C	-30~60°C	29 mm × 29 mm × 30 mm
MV-CS016-10UC*	IMX273	CMOS	1/2.9"	3.45 μm	Global	1440 × 1080	249.1 fps	8/12	Color	USE: 1 μs~14 μs NE: 15 μs~10 sec	USB3.0	9~24 VDC,USB3.0	Typ. 2.6 W @5 VDC	C	-30~60°C	29 mm × 29 mm × 30 mm
MV-CS028-10UM	IMX178	CMOS	2/3"	4.5 μm	Global	1936 × 1464	132.2 fps	8/12	Mono	USE: 1 μs ~ 5 μs NE: 6 μs ~ 10 sec	USB3.0	9~24 VDC,USB3.0	Typ. 2.8 W@5 VDC	C	-30~60°C	29 mm × 29 mm × 30 mm
MV-CS060-10UM-PRO	IMX178	CMOS	1/1.8"	2.4 μm	Rolling	3072 × 2048	59.6 fps	10	Mono	8 us~1 sec	USB3.0	9~24 VDC,USB3.0	Typ. 2.3 W @5 VDC	C	-30~60°C	29 mm × 29 mm × 30 mm
MV-CS060-10UC-PRO	IMX178	CMOS	1/1.8"	2.4 μm	Rolling	3072 × 2048	59.6 fps	10	Color	8 us~1 sec	USB3.0	9~24 VDC,USB3.0	Typ. 2.5 W @5 VDC	C	-30~60°C	29 mm × 29 mm × 30 mm

Notice:USE:Ultra-short exposure mode
NE:Normal exposure mode

Dimension

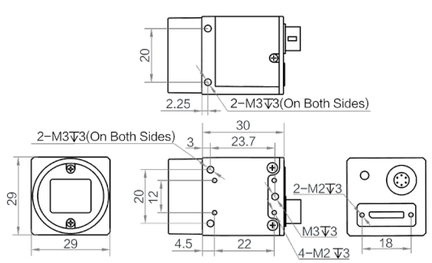

Unit:mm

CU Series GigE Area Scan Camera



Key Features

- Low power consumption, stable performance, optional PoE power supply.
- Support software trigger, hardware trigger and free run.
- GigE interface, with maximum transmission distance up to 100m (without relay).
- Compatible with GigE Vision V2.0 protocol and GenICam standard ,and the third-party software.
- CE, FCC, RoHS, KC certification.

Specifications

Model	Sensor model	Sensor type	Sensor size	Pixel size	Shutter mode	Resolution	Max. frame rate	ADC bit depth	Mono/color	Exposure time	Data interface	Power supply	Power consumption	Lens mount	Working temperature	Dimension	Label
MV-CU004-10GM*	IMX297	CMOS	1/2.9"	6.9 μm	Global	720 × 540	126.5 fps	10	Mono	1 μs~10 sec	GigE	9~24 VDC	Typ. 2 W@12 VDC	C	0~50°C	29 mm × 29 mm × 42 mm	A
MV-CU004-10GC*	IMX297	CMOS	1/2.9"	6.9 μm	Global	720 × 540	126.5 fps	10	Color	1 μs~10 sec	GigE	9~24 VDC	Typ. 2 W@12 VDC	C	0~50°C	29 mm × 29 mm × 42 mm	A
MV-CU016-10GM*	IMX296	CMOS	1/2.9"	3.45 μm	Global	1440 × 1080	65.8 fps	10	Mono	1 μs~10 sec	GigE	9~24 VDC	Typ. 2 W@12 VDC	C	0~50°C	29 mm × 29 mm × 42 mm	A
MV-CU016-10GC*	IMX296	CMOS	1/2.9"	3.45 μm	Global	1440 × 1080	65.8 fps	10	Color	1 μs~10 sec	GigE	9~24 VDC	Typ. 2 W@12 VDC	C	0~50°C	29 mm × 29 mm × 42 mm	A
MV-CU020-19GC*	IMX290	CMOS	1/2.8"	2.9 μm	Rolling	1920 × 1080	56 fps	12	Color	128 μs~33 sec	GigE	9~24 VDC	Typ. 2.1 W@12 VDC	C	0~50°C	29 mm × 29 mm × 42 mm	A
MV-CU050-30GM*	AR0521	CMOS	1/2.5"	2.2 μm	Rolling	2592 × 1944	24 fps	12	Mono	21 μs~1 sec	GigE	9~24 VDC	Typ. 1.78 W@12 VDC	C	0~50°C	29 mm × 29 mm × 42 mm	A
MV-CU050-30GC*	AR0521	CMOS	1/2.5"	2.2 μm	Rolling	2592 × 1944	24 fps	12	Color	21 μs~1 sec	GigE	9~24 VDC	Typ. 1.81 W@12 VDC	C	0~50°C	29 mm × 29 mm × 42 mm	A
MV-CU050-60GM*	/	CMOS	1/2.5"	2.2 μm	Rolling	2592 × 1944	23.2 fps	12	Mono	25 μs~1 sec	GigE	9~24 VDC	Typ. 2.5 W@12 VDC	C	0~50°C	29 mm × 29 mm × 42 mm	A
MV-CU050-90GM*	GMAX2505	CMOS	1/2"	2.5 μm	Global	2600 × 2160	22 fps	12	Mono	15 μs~10 sec	GigE	9~24 VDC	Typ. 3 W@12 VDC	C	0~50°C	29 mm × 29 mm × 47.6 mm	B
MV-CU050-90GC*	GMAX2505	CMOS	1/2"	2.5 μm	Global	2600 × 2160	22 fps	12	Color	15 μs~10 sec	GigE	9~24 VDC	Typ. 3 W@12 VDC	C	0~50°C	29 mm × 29 mm × 47.6 mm	B
MV-CU060-10GM*	IMX178	CMOS	1/1.8"	2.4 μm	Rolling	3072 × 2048	19.1 fps	12	Mono	25 μs~2.5 sec	GigE	9~24 VDC	Typ. 1.72 W@12 VDC	C	0~50°C	29 mm × 29 mm × 42 mm	A
MV-CU060-10GC*	IMX178	CMOS	1/1.8"	2.4 μm	Rolling	3072 × 2048	19.1 fps	12	Color	25 μs~2.5 sec	GigE	9~24 VDC	Typ. 1.7 W@12 VDC	C	0~50°C	29 mm × 29 mm × 42 mm	A
MV-CU120-10GM*	IMX226	CMOS	1/1.7"	1.85 μm	Rolling	4024 × 3036	9.7 fps	10	Mono	34 μs~2 sec	GigE	9~24 VDC	Typ. 1.78 W@12 VDC	C	0~50°C	29 mm × 29 mm × 42 mm	A
MV-CU120-10GC*	IMX226	CMOS	1/1.7"	1.85 μm	Rolling	4024 × 3036	9.7 fps	10	Color	34 μs~2 sec	GigE	9~24 VDC	Typ. 1.82 W@12 VDC	C	0~50°C	29 mm × 29 mm × 42 mm	A

Notice:* will be released soon.

Dimension

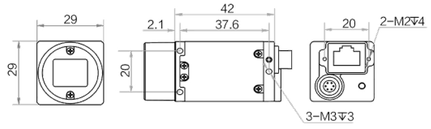

A

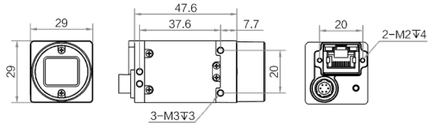

B

Unit:mm

CU Series USB3.0 Area Scan Camera

Key Features

- Low power consumption, stable performance.
- Support software trigger, hardware trigger and free run.
- USB 3.0 interface, support USB power supply, body lock screw holes to improve installation stability.
- Compatible with USB3 Vision Protocol, GenICam standard,and the third-party software.
- CE, FCC, RoHS, KC certification.



Specifications

Model	Sensor model	Sensor type	Sensor size	Pixel size	Shutter mode	Resolution	Max. frame rate	ADC bit depth	Mono/color	Exposure time	Data interface	Power supply	Power consumption	Lens mount	Working temperature	Dimension	Label
MV-CU013-A0UM*	HK	CMOS	1/2"	4.8 μm	Global	1280 × 1024	201 fps	10	Mono	5 μs~10 sec	USB3.0	9~24 VDC, USB3.0	Typ. 2.2 W @5 VDC	C	0~50°C	29 mm × 29 mm × 30 mm	A
MV-CU013-A0UC*	HK	CMOS	1/2"	4.8 μm	Global	1280 × 1024	201 fps	10	Color	5 μs~10 sec	USB3.0	9~24 VDC, USB3.0	Typ. 2.5 W @5 VDC	C	0~50°C	29 mm × 29 mm × 30 mm	A
MV-CU050-90UM*	GMAX2505	CMOS	1/2"	2.5 μm	Global	2600 × 2160	65 fps	12	Mono	15 us~10 sec	USB3.0	9~24 VDC, USB3.0	Typ. 3 W @5 VDC	C	0~50°C	29 mm × 29 mm × 35.6 mm	B
MV-CU050-90UC*	GMAX2505	CMOS	1/2"	2.5 μm	Global	2600 × 2160	65 fps	12	Color	15 us~10 sec	USB3.0	9~24 VDC, USB3.0	Typ. 3 W @5 VDC	C	0~50°C	29 mm × 29 mm × 35.6 mm	B

Notice:* will be released soon.

Dimension

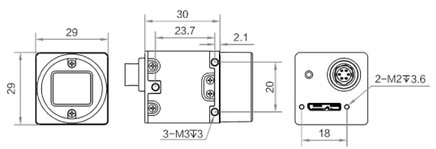

A

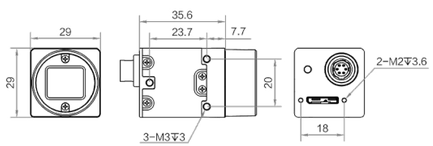

B

Unit:mm

CE Series GigE Area Scan Camera

Key Features

- Adopts high cost-effective sensor, ideal image quality.
- Rolling Shutter cameras support Global Reset mode: cooperate with strobe LED light source to obtain images without smear in moving environment.
- GigE interface, with maximum transmission distance up to 100m (without relay).
- Compatible with GigE Vision V2.0 protocol and GenICam standard ,and the third-party software.
- CE, FCC, RoHS, KC certification.

Specifications

Model	Sensor model	Sensor type	Sensor size	Pixel size	Shutter mode	Resolution	Max. frame rate	ADC bit depth	Mono/color	Exposure time	Data interface	Power supply	Power consumption	Lens mount	Working temperature	Dimension	Label
MV-CE003-20GM	PYTHON480	CMOS	1/3.6"	4.8 μm	Global	640 × 480	173 fps	10	Mono	42 μs~10 sec	GigE	12 VDC,PoE	Typ. 3.0 W@12 VDC	C	0~50°C	29 mm × 29 mm × 42 mm	A
MV-CE003-20GC	PYTHON480	CMOS	1/3.6"	4.8 μm	Global	640 × 480	173 fps	10	Color	42 μs~10 sec	GigE	12 VDC,PoE	Typ. 3.0 W@12 VDC	C	0~50°C	29 mm × 29 mm × 42 mm	A
MV-CE013-80GM	SS	CMOS	1/2.7"	4.0 μm	Global	1280 × 1024	89.9 fps	10	Mono	31 μs~1 sec	GigE	9~24 VDC, PoE	Typ. 2.4 W@12 VDC	C	0~50°C	29 mm × 29 mm × 42 mm	A
MV-CE013-80GC	SS	CMOS	1/2.7"	4.0 μm	Global	1280 × 1024	89.9 fps	10	Color	31 μs~1 sec	GigE	9~24 VDC, PoE	Typ. 2.6 W@12 VDC	C	0~50°C	29 mm × 29 mm × 42 mm	A
MV-CE020-10GC	IMX290	CMOS	1/2.8"	2.9 μm	Rolling	1920 × 1080	58 fps	12	Color	15 μs~2 sec	GigE	9~24 VDC, PoE	Typ. 2.4 W@12 VDC	C	0~50°C	29 mm × 29 mm × 42 mm	A
MV-CE050-31GM	AR0521	CMOS	1/2.5"	2.2 μm	Rolling	2592 × 1944	24 fps	12	Mono	21 μs~1 sec	GigE	9~24 VDC, PoE	Typ. 2.4 W@12 VDC	C	0~50°C	29 mm × 29 mm × 42 mm	A
MV-CE050-31GC	AR0521	CMOS	1/2.5"	2.2 μm	Rolling	2592 × 1944	24 fps	12	Color	21 μs~1 sec	GigE	9~24 VDC, PoE	Typ. 2.4 W@12 VDC	C	0~50°C	29 mm × 29 mm × 42 mm	A
MV-CE100-30GM	MT9J003	CMOS	1/2.3"	1.67 μm	Rolling	3840 × 2748	7 fps	12	Mono	50 μs~2 sec	GigE	12 VDC,PoE	Typ. 2.6 W@12 VDC	C	0~50°C	29 mm × 29 mm × 42 mm	A
MV-CE100-30GC	MT9J003	CMOS	1/2.3"	1.67 μm	Rolling	3840 × 2748	7 fps	12	Color	50 μs~2 sec	GigE	12 VDC,PoE	Typ. 2.6 W@12 VDC	C	0~50°C	29 mm × 29 mm × 42 mm	A
MV-CE100-31GM	MT9J003	CMOS	1/2.3"	1.67 μm	Rolling	3840 × 2748	11.2 fps	12	Mono	26 μs~1 sec	GigE	12 VDC,PoE	Typ. 2.6 W@12 VDC	C	0~50°C	29 mm × 29 mm × 42 mm	A
MV-CE120-10GM	IMX226	CMOS	1/1.7"	1.85 μm	Rolling	4024 × 3036	9.6 fps	10	Mono	34 μs~2 sec	GigE	12 VDC,PoE	Typ. 3.0 W@12 VDC	C	0~50°C	29 mm × 29 mm × 42 mm	A
MV-CE120-10GC	IMX226	CMOS	1/1.7"	1.85 μm	Rolling	4024 × 3036	9.6 fps	10	Color	34 μs~2 sec	GigE	12 VDC,PoE	Typ. 2.7 W@12 VDC	C	0~50°C	29 mm × 29 mm × 42 mm	A
MV-CE200-10GM	IMX183	CMOS	1"	2.4 μm	Rolling	5472 × 3648	5.9 fps	10	Mono	46 μs~2 sec	GigE	12 VDC,PoE	Typ. 3.5 W@12 VDC	C	0~50°C	44 mm × 29 mm × 59 mm	B

Dimension

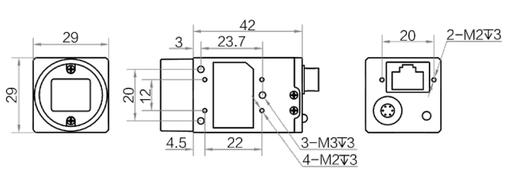

A

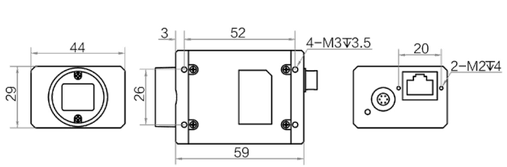

B

Unit:mm

CE Series USB3.0 Area Scan Camera

Key Features

- Adopts high cost-effective sensor, ideal image quality.
- Rolling Shutter cameras support Global Reset mode: cooperate with strobe LED light source to obtain images without smear in moving environment.
- USB 3.0 interface, support USB power supply, body lock screw holes to improve installation stability.
- Compatible with USB3 Vision Protocol, GenICam standard,and the third-party software.
- CE, FCC, RoHS, KC certification.

Specifications

Modelv	Sensor model	Sensor size	Pixel size	Shutter mode	Resolution	Max. frame rate	ADC bit depth	Data interface	Mono/Color	Exposure time	Power consumption	Power supply	Working temperature	Lens mount	Dimension	Label
MV-CE013-80UM	SS	1/2.7"	4.0 μm	Global	1280 × 1024	148 fps	10	USB3.0	Mono	30 μs~1 sec	Typ. 2.4 W@5 VDC	12 VDC,USB3.0	0~50°C	C	29 mm × 29 mm × 30 mm	A
MV-CE050-30UM	AR0521	1/2.5"	2.2 μm	Rolling	2592 × 1944	44.7 fps	10	USB3.0	Mono	28 μs~0.6 sec	Typ. 2.5 W @5 VDC	12 VDC,USB3.0	0~50°C	C	29 mm × 29 mm × 30 mm	B
MV-CE050-30UC	AR0521	1/2.5"	2.2 μm	Rolling	2592 × 1944	44.7 fps	10	USB3.0	Color	28 μs~0.6 sec	Typ. 2.5 W @5 VDC	12 VDC,USB3.0	0~50°C	C	29 mm × 29 mm × 30 mm	A
MV-CE060-10UM	IMX178	1/1.8"	2.4 μm	Rolling	3072 × 2048	42.7 fps	12	USB3.0	Mono	16 μs~1 sec	Typ. 2.7 W@5 VDC	12 VDC,USB3.0	0~50°C	C	29 mm × 29 mm × 30 mm	A
MV-CE060-10UC	IMX178	1/1.8"	2.4 μm	Rolling	3072 × 2048	42.7 fps	12	USB3.0	Color	24 μs~1 sec	Typ. 2.7 W@5 VDC	12 VDC,USB3.0	0~50°C	C	29 mm × 29 mm × 30 mm	A
MV-CE120-10UM	IMX226	1/1.7"	1.85 μm	Rolling	4000 × 3036	31.9 fps	10	USB3.0	Mono	20 μs~0.5 sec	Typ. 3.18 W@5 VDC	9~24 VDC, USB3.0	0~50°C	C	29 mm × 29 mm × 30 mm	B
MV-CE120-10UC	IMX226	1/1.7"	1.85 μm	Rolling	4000 × 3036	31.9 fps	10	USB3.0	Color	30 μs~0.5 sec	Typ. 3.42 W@5 VDC	9~24 VDC, USB3.0	0~50°C	C	29 mm × 29 mm × 30 mm	B
MV-CE200-10UM	IMX183	1"	2.4 μm	Rolling	5472 × 3648	19.2 fps	10	USB3.0	Mono	28 μs~0.7 sec	Typ. 2.83 W@5 VDC	12 VDC,USB3.0	0~50°C	C	44 mm × 29 mm × 59 mm	C
MV-CE200-10UC	IMX183	1"	2.4 μm	Rolling	5472 × 3648	19.2 fps	10	USB3.0	Color	44 μs~0.7 sec	Typ. 2.83 W@5 VDC	12 VDC,USB3.0	0~50°C	C	44 mm × 29 mm × 59 mm	C
MV-CE200-11UM	IMX183	1"	2.4 μm	Rolling	5472 × 3648	19.2 fps	10	USB3.0	Mono	28 μs~0.7 sec	Typ. 2.83 W@5 VDC	9~24 VDC, USB3.0	0~50°C	C	29 mm × 29 mm × 30 mm	B
MV-CE200-11UC	IMX183	1"	2.4 μm	Rolling	5472 × 3648	19.2 fps	10	USB3.0	Color	28 μs~0.62 sec	Typ. 2.67 W@5 VDC	9~24 VDC, USB3.0	0~50°C	C	29 mm × 29 mm × 30 mm	B

Dimension

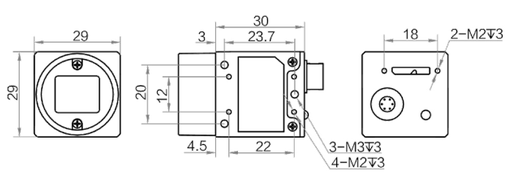

A

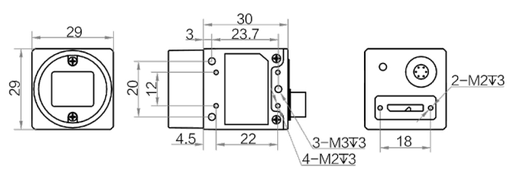

B

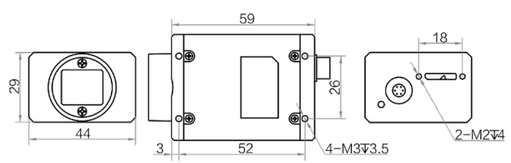

C

Unit:mm

CA Series GigE Area Scan Camera

Key Features

- Based on the global shutter sensor, covering the needs of mainstream applications.
- Support customizing ROI to improve frame rate by lowering resolution, and support mirror output.
- Support Binning mode, which improves the camera sensitivity.
- GigE interface, with maximum transmission distance up to 100m (without relay).
- Compatible with GigE Vision V2.0 protocol and GenICam standard and seamless connection with third-party softwares.
- CE, FCC, RoHS, KC certification.

Specifications

Model	Sensor model	Sensor type	Sensor size	Pixel size	Shutter mode	Resolution	Max. frame rate	ADC bit depth	Mono/color	Exposure time	Data interface	Power supply	Power consumption	Lens mount	Working temperature	Dimension	Label
MV-CA003-20GM	PYTHON300	CMOS	1/4"	4.8 μm	Global	672 × 512	344 fps	10	Mono	NE: 49 μs~10 sec	GigE	12 VDC,PoE	Typ. 2.6 W @ 12 VDC	C	0~50°C	29 mm × 29 mm × 42 mm	A
MV-CA003-20GC	PYTHON300	CMOS	1/4"	4.8 μm	Global	672 × 512	336 fps	10	Color	NE: 40 μs~10 sec	GigE	12 VDC,PoE	Typ. 2.6 W @ 12 VDC	C	0~50°C	29 mm × 29 mm × 42 mm	A
MV-CA004-10GM	IMX287	CMOS	1/2.9"	6.9 μm	Global	720 × 540	312.9 fps	12	Mono	NE: 1 μs~10 sec	GigE	9~24 VDC,PoE	Typ. 3.1 W@12 VDC	C	0~50°C	29 mm × 29 mm × 42 mm	A
MV-CA004-10GC	IMX287	CMOS	1/2.9"	6.9 μm	Global	720 × 540	312.9 fps	12	Color	NE: 1 μs~10 sec	GigE	9~24 VDC,PoE	Typ. 3.1 W@12 VDC	C	0~50°C	29 mm × 29 mm × 42 mm	A
MV-CA005-20GM	PYTHON480	CMOS	1/3.6"	4.8 μm	Global	808 × 608	116 fps	10	Mono	NE: 42 μs~10 sec	GigE	12 VDC,PoE	Typ. 3.0 W@12 VDC	C	0~50°C	29 mm × 29 mm × 42 mm	A
MV-CA005-20GC	PYTHON480	CMOS	1/3.6"	4.8 μm	Global	808 × 608	116 fps	10	Color	NE: 42 μs~10 sec	GigE	12 VDC,PoE	Typ. 3.0 W@12 VDC	C	0~50°C	29 mm × 29 mm × 42 mm	A
MV-CA013-20GM	PYTHON1300	CMOS	1/2"	4.8 μm	Global	1280 × 1024	90 fps	10	Mono	NE: 38 μs~10 sec	GigE	12 VDC,PoE	Typ. 2.7 W@12 VDC	C	0~50°C	29 mm × 29 mm × 42 mm	A
MV-CA013-20GC	PYTHON1300	CMOS	1/2"	4.8 μm	Global	1280 × 1024	90 fps	10	Color	NE: 62 μs~10 sec	GigE	12 VDC,PoE	Typ. 2.7 W@12 VDC	C	0~50°C	29 mm × 29 mm × 42 mm	A
MV-CA013-A0GM	HK	CMOS	1/2"	4.8 μm	Global	1280 × 1024	92.8 fps	10	Mono	NE: 9 μs ~ 10 sec	GigE	9~24 VDC,PoE	Typ. 2.3 W@12 VDC	C	0~50°C	29 mm × 29 mm × 42 mm	A
MV-CA013-A0GC	HK	CMOS	1/2"	4.8 μm	Global	1280 × 1024	92.8 fps	10	Color	NE: 9 μs ~ 10 sec	GigE	9~24 VDC,PoE	Typ. 2.7 W@12 VDC	C	0~50°C	29 mm × 29 mm × 42 mm	A
MV-CA016-10GM	IMX273	CMOS	1/2.9"	3.45 μm	Global	1440 × 1080	78.2 fps	12	Mono	NE: 1 μs~10 sec	GigE	9~24 VDC,PoE	Typ. 3 W@12 VDC	C	0~50°C	29 mm × 29 mm × 42 mm	A
MV-CA016-10GC	IMX273	CMOS	1/2.9"	3.45 μm	Global	1440 × 1080	78.2 fps	12	Color	NE: 1 μs~10 sec	GigE	9~24 VDC,PoE	Typ. 3 W@12 VDC	C	0~50°C	29 mm × 29 mm × 42 mm	A
MV-CA017-10GM	IMX432	CMOS	1.1"	9 μm	Global	1608 × 1104	68.5 fps	12	Mono	USE: 1 μs~5 μs NE: 6 μs~10 sec	GigE	12 VDC,PoE	Typ. 4.2 W@12 VDC	C	0~50°C	44 mm × 29 mm × 59 mm	B
MV-CA017-10GC	IMX432	CMOS	1.1"	9 μm	Global	1608 × 1104	68.5 fps	12	Color	USE: 1 μs~5 μs NE: 6 μs~10 sec	GigE	12 VDC,PoE	Typ. 4.8 W@12 VDC	C	0~50°C	44 mm × 29 mm × 59 mm	B
MV-CA020-10GM	IMX430	CMOS	1/1.7"	4.5 μm	Global	1624 × 1240	60 fps	12	Mono	NE: 1 μs~10 sec	GigE	9~24 VDC,PoE	Typ. 3.27 W@12 VDC	C	0~50°C	29 mm × 29 mm × 42 mm	A
MV-CA020-10GC	IMX430	CMOS	1/1.7"	4.5 μm	Global	1624 × 1240	60 fps	12	Color	NE: 1 μs~10 sec	GigE	9~24 VDC,PoE	Typ. 3.6 W@12 VDC	C	0~50°C	29 mm × 29 mm × 42 mm	A
MV-CA020-20GM	PYTHON2000	CMOS	2/3"	4.8 μm	Global	1920 × 1200	52.7 fps	10	Mono	NE: 59 μs~10 sec	GigE	12 VDC,PoE	Typ. 2.9 W@12 VDC	C	0~50°C	29 mm × 29 mm × 42 mm	A

Model	Sensor model	Sensor type	Sensor size	Pixel size	Shutter mode	Resolution	Max. frame rate	ADC bit depth	Mono/color	Exposure time	Data interface	Power supply	Power consumption	Lens mount	Working temperature	Dimension	Label
MV-CA020-20GC	PYTHON2000	CMOS	2/3"	4.8 μm	Global	1920 × 1200	52.7 fps	10	Color	NE: 59 μs~10 sec	GigE	12 VDC,PoE	Typ. 2.9 W@12 VDC	C	0~50°C	29 mm × 29 mm × 42 mm	A
MV-CA023-10GM	IMX249	CMOS	1/1.2"	5.86 μm	Global	1920 × 1200	41 fps	12	Mono	NE: 34 μs~10 sec	GigE	12 VDC,PoE	Typ. 2.9 W@12 VDC	C	0~50°C	29 mm × 29 mm × 42 mm	A
MV-CA023-10GC	IMX249	CMOS	1/1.2"	5.86 μm	Global	1920 × 1200	41 fps	12	Color	NE: 34 μs~10 sec	GigE	12 VDC,PoE	Typ. 3.1 W@12 VDC	C	0~50°C	29 mm × 29 mm × 42 mm	A
MV-CA032-10GM	IMX265	CMOS	1/1.8"	3.45 μm	Global	2048 × 1536	37.5 fps	12	Mono	USE: 1 μs~14 μs NE: 15 μs~10 sec	GigE	12 VDC,PoE	Typ. 3.2 W@12 VDC	C	0~50°C	29 mm × 29 mm × 42 mm	A
MV-CA032-10GC	IMX265	CMOS	1/1.8"	3.45 μm	Global	2048 × 1536	37.5 fps	12	Color	USE: 1 μs~14 μs NE: 15 μs~10 sec	GigE	12 VDC,PoE	Typ. 3.5 W@12 VDC	C	0~50°C	29 mm × 29 mm × 42 mm	A
MV-CA050-10GM	IMX264	CMOS	2/3"	3.45 μm	Global	2448 × 2048	24.1fps	12	Mono	USE: 1 μs~14 μs NE: 15 μs~10 sec	GigE	12 VDC,PoE	Typ. 3.2 W@12 VDC	C	0~50°C	29 mm × 29 mm × 42 mm	A
MV-CA050-12GC	IMX264	CMOS	2/3"	3.45 μm	Global	2448 × 2048	24.1 fps	12	Color	USE: 1 μs~14 μs NE: 15 μs~10 sec	GigE	9~24 VDC,PoE	Typ. 3.2 W@12 VDC	C	0~50°C	29 mm × 29 mm × 42 mm	A
MV-CA050-20GM	PYTHON5000	CMOS	1"	4.8 μm	Global	2592 × 2048	22 fps	10	Mono	NE: 65 μs~10 sec	GigE	12 VDC,PoE	Typ. 3.3 W@12 VDC	C	0~50°C	29 mm × 29 mm × 42 mm	A
MV-CA050-20GC	PYTHON5000	CMOS	1"	4.8 μm	Global	2593 × 2048	22 fps	10	Color	NE: 65 μs~10 sec	GigE	12 VDC,PoE	Typ. 3.3 W@12 VDC	C	0~50°C	29 mm × 29 mm × 42 mm	A
MV-CA060-11GM	IMX178	CMOS	1/1.8"	2.4 μm	Rolling	3072 × 2048	17 fps	12	Mono	NE: 27 μs~2.5 sec	GigE	12 VDC,PoE	Typ. 2.5 W@12 VDC	C	0~50°C	29 mm × 29 mm × 42 mm	A
MV-CA060-10GC	IMX178	CMOS	1/1.8"	2.4 μm	Rolling	3072 × 2048	17 fps	12	Color	NE: 27 μs~2.5 sec	GigE	12 VDC,PoE	Typ. 3.5 W@12 VDC	C	0~50°C	29 mm × 29 mm × 42 mm	A

Notice: USE:Ultra-short exposure mode
NE:Normal exposure mode

Dimension

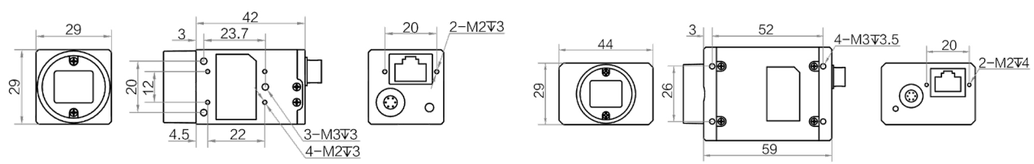

A B

Unit:mm

CA Series USB3.0 Area Scan Camera

Key Features

- Based on the global shutter sensor, covering the needs of mainstream applications.
- Support customizing ROI to improve frame rate by lowering resolution, and support mirror output.
- Support Binning mode, which improves the camera sensitivity.
- USB 3.0 interface, support USB power supply, body screw holes improve installation stability.
- Compatible with USB3.0 Vision protocol and GenICam standard and seamless connection with third-party softwares.
- CE, FCC, RoHS, KC certification.

Specifications

Model	Sensor model	Sensor type	Sensor size	Pixel size	Shutter mode	Resolution	Max. frame rate	ADC bit depth	Mono/color	Exposure time	Data interface	Power supply	Power consumption	Lens mount	Working temperature	Dimension	Label
MV-CA003-21UM	PYTHON300	CMOS	1/4"	4.8 μm	Global	640 × 480	814.5 fps	10	Mono	NE: 40 μs~10 sec	USB3.0	12 VDC,USB3.0	Typ. 3.3 W @5 VDC	C	0~50°C	29 mm × 29 mm × 30 mm	A
MV-CA003-21UC	PYTHON300	CMOS	1/4"	4.8 μm	Global	640 × 480	814.5 fps	10	Color	NE: 40 μs~10 sec	USB3.0	12 VDC,USB3.0	Typ. 3.3 W @5 VDC	C	0~50°C	29 mm × 29 mm × 30 mm	A
MV-CA004-10UM	IMX287	CMOS	1/2.9"	6.9 μm	Global	720 × 540	526.5 fps	8/12	Mono	USE: 1 μs~14 μs NE: 15 μs~10 sec	USB3.0	9~24 VDC,USB3.0	Typ. 3.0 W@5 VDC	C	0~50°C	29 mm × 29 mm × 30 mm	B
MV-CA004-10UC	IMX287	CMOS	1/2.9"	6.9 μm	Global	720 × 540	526.5 fps	8/12	Color	USE: 1 μs~14 μs NE: 15 μs~10 sec	USB3.0	9~24 VDC,USB3.0	Typ. 3.0 W@5 VDC	C	0~50°C	29 mm × 29 mm × 30 mm	B
MV-CA013-21UM	PYTHON1300	CMOS	1/2"	4.8 μm	Global	1280 × 1024	210 fps	10	Mono	NE: 40 μs~10 sec	USB3.0	12 VDC,USB3.0	Typ. 3.0 W @5 VDC	C	0~50°C	29 mm × 29 mm × 30 mm	A
MV-CA013-21UC	PYTHON1300	CMOS	1/2"	4.8 μm	Global	1280 × 1024	210 fps	10	Color	NE: 65 μs~10 sec	USB3.0	12 VDC,USB3.0	Typ. 3.0 W @5 VDC	C	0~50°C	29 mm × 29 mm × 30 mm	A
MV-CA013-A0UM	HK	CMOS	1/2"	4.8 μm	Global	1280 × 1024	201 fps	10	Mono	NE: 9 μs~10 sec	USB3.0	9~24 VDC, USB3.0	Typ. 2.4 W @5 VDC	C	0~50°C	29 mm × 29 mm × 30 mm	B
MV-CA013-A0UC	HK	CMOS	1/2"	4.8 μm	Global	1280 × 1024	201 fps	10	Color	NE: 9 μs~10 sec	USB3.0	9~24 VDC, USB3.0	Typ. 2.7 W @5 VDC	C	0~50°C	29 mm × 29 mm × 30 mm	B
MV-CA016-10UM	IMX273	CMOS	1/2.9"	3.45 μm	Global	1440 × 1080	249.1 fps	8/12	Mono	USE: 1 μs~14 μs NE: 15 μs~10 sec	USB3.0	12 VDC,USB3.0	Typ. 2.8 W @5 VDC	C	0~50°C	29 mm × 29 mm × 30 mm	A
MV-CA016-10UC	IMX273	CMOS	1/2.9"	3.45 μm	Global	1440 × 1080	249.1 fps	8/12	Color	USE: 1 μs~14 μs NE: 15 μs~10 sec	USB3.0	12 VDC,USB3.0	Typ. 2.8 W @5 VDC	C	0~50°C	29 mm × 29 mm × 30 mm	A
MV-CA020-10UM	IMX430	CMOS	1/1.7"	4.5 μm	Global	1624 × 1240	89.1 fps	12	Mono	NE: 1 μs~10 sec	USB3.0	9~24 VDC,USB3.0	Typ. 3.2 W@5 VDC	C	0~50°C	29 mm × 29 mm × 30 mm	B
MV-CA020-10UC	IMX430	CMOS	1/1.7"	4.5 μm	Global	1624 × 1240	89.1 fps	12	Color	NE: 1 μs~10 sec	USB3.0	9~24 VDC,USB3.0	Typ. 3.9 W@5 VDC	C	0~50°C	29 mm × 29 mm × 30 mm	B
MV-CA023-10UM	IMX249	CMOS	1/1.2"	5.86 μm	Global	1920 × 1200	41 fps	12	Mono	NE: 34 μs~10 sec	USB3.0	12 VDC,USB3.0	Typ. 2.5 W@5 VDC	C	0~50°C	29 mm × 29 mm × 30 mm	A
MV-CA023-10UC	IMX249	CMOS	1/1.2"	5.86 μm	Global	1920 × 1200	40 fps	12	Color	NE: 34 μs~10 sec	USB3.0	12 VDC,USB3.0	Typ. 2.5 W@5 VDC	C	0~50°C	29 mm × 29 mm × 30 mm	A
MV-CA050-12UM	IMX264	CMOS	2/3"	3.45 μm	Global	2448 × 2048	47 fps	12	Mono	USE: 1 μs~14 μs NE: 15 μs~10 sec	USB3.0	9~24 VDC,USB3.0	Typ. 2.9 W @5 VDC	C	0~50°C	29 mm × 29 mm × 30 mm	B
MV-CA050-12UC	IMX264	CMOS	2/3"	3.45 μm	Global	2448 × 2048	60 fps	12	Color	USE: 1 μs~14 μs NE: 15 μs~10 sec	USB3.0	9~24 VDC,USB3.0	Typ. 3.3 W @5 VDC	C	0~50°C	29 mm × 29 mm × 30 mm	B
MV-CA050-20UM	PYTHON5000	CMOS	1"	4.8 μm	Global	2592 × 2048	71.8 fps	10	Mono	NE: 59 μs~10 sec	USB3.0	12 VDC,USB3.0	Typ. 3.5 W@5 VDC	C	0~50°C	29 mm × 29 mm × 30 mm	A
MV-CA050-20UC	PYTHON5000	CMOS	1"	4.8 μm	Global	2592 × 2048	71.8 fps	10	Color	NE: 59 μs~10 sec	USB3.0	12 VDC,USB3.0	Typ. 3.5 W@5 VDC	C	0~50°C	29 mm × 29 mm × 30 mm	A

Notice:USE:Ultra-short exposure mode
NE:Normal exposure mode

Dimension

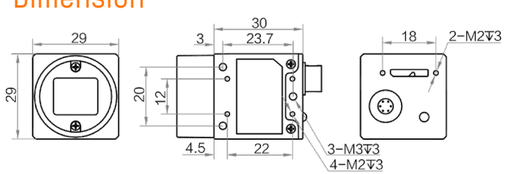

A

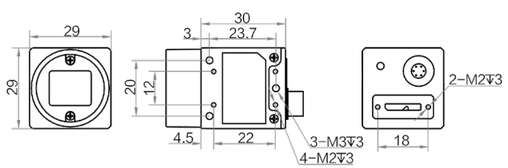

B

Unit:mm

CH Series GigE Area Scan Camera

Key Features

- Equipped with excellent image sensor. High dynamic range, superior signal-to-noise ratio and outstanding image quality.
- Implanting powerful ISP algorithms such as bright/dark field correction and lens shadow correction to ensure imaging consistency.
- Class 100 purification process control. Quality control leads in industry.
- GigE interface, with maximum transmission distance up to 100m (without relay).
- Compatible with GigE Vision V2.0 protocol and GenICam standard and seamless connection with third-party softwares.
- CE, FCC, RoHS, KC certification.

Specifications

Model	Sensor model	Sensor type	Sensor size	Pixel size	Shutter mode	Resolution	Max. frame rate	ADC bit depth	Mono/color	Exposure time	Data interface	Power supply	Power consumption	Lens mount	Working temperature	Dimension	Label
MV-CH089-10GM	IMX267	CMOS	1"	3.45 μm	Global	4096 × 2160	13 fps	12	Mono	USE: 1 μs~14 μs NE: 15 μs~10 sec	GigE	12 VDC,PoE	Typ. 3.5 W@12 VDC	C	0~50°C	44 mm × 29 mm × 59 mm	A
MV-CH089-10GC	IMX267	CMOS	1"	3.45 μm	Global	4096 × 2160	13 fps	12	Color	USE: 1 μs~14 μs NE: 15 μs~10 sec	GigE	12 VDC,PoE	Typ. 3.8 W@12 VDC	C	0~50°C	44 mm × 29 mm × 59 mm	A
MV-CH120-10GM	IMX304	CMOS	1.1"	3.45 μm	Global	4096 × 3000	9.4 fps	12	Mono	USE: 1 μs~14 μs NE: 15 μs~10 sec	GigE	12 VDC,PoE	Typ. 4.3 W@12 VDC	C	0~50°C	44 mm × 29 mm × 59 mm	A
MV-CH120-10GC	IMX304	CMOS	1.1"	3.45 μm	Global	4096 × 3000	9.4 fps	12	Color	USE: 1 μs~14 μs NE: 15 μs~10 sec	GigE	12 VDC,PoE	Typ. 4.6 W@12 VDC	C	0~50°C	44 mm × 29 mm × 59 mm	A
MV-CH120-11GM	IMX304	CMOS	1.1"	3.45 μm	Global	4096 × 3000	9.4 fps	12	Mono	USE: 1 μs~14 μs NE: 15 μs~10 sec	GigE	9~24 VDC,PoE	Typ. 4.2 W@12 VDC	C	0~50°C	29 mm × 29 mm × 42 mm	B
MV-CH120-20GM	XGS12000	CMOS	1"	3.2 μm	Global	4096 × 3072	9.6 fps	12	Mono	USE: 52 μs~161 μs NE: 162 μs~10 sec	GigE	9~24 VDC,PoE	Typ. 3.2 W@12 VDC	C	0~50°C	29 mm × 29 mm × 42 mm	B
MV-CH120-20GC	XGS12000	CMOS	1"	3.2 μm	Global	4096 × 3072	9.6 fps	12	Color	USE: 52 μs~161 μs NE: 162 μs~10 sec	GigE	9~24 VDC,PoE	Typ. 3.5 W@12 VDC	C	0~50°C	29 mm × 29 mm × 42 mm	B
MV-CH250-21GM	PYTHON25K	CMOS	23 mm × 23 mm	4.5 μm	Global	5120 × 5120	4.64 fps	10	Mono	NE: 80 μs~10 sec	GigE	12 VDC	Typ. 6.7 W@12 VDC	F M58	0~50°C	74 mm × 74 mm × 78.7 mm 74 mm × 74 mm × 72.7 mm	C E
MV-CH250-21GC	PYTHON25K	CMOS	23 mm × 23 mm	4.5 μm	Global	5120 × 5120	4.64 fps	10	Color	NE: 80 μs~10 sec	GigE	12 VDC	Typ. 7.8 W@12 VDC	F M58	0~50°C	74 mm × 74 mm × 78.7 mm 74 mm × 74 mm × 72.7 mm	C E
MV-CH250-90GM	GMAX0505	CMOS	1.1"	2.5 μm	Global	5120 × 5120	4.5 fps	12	Mono	NE: 12 μs~10 sec	GigE	12 VDC,PoE	Typ. 3.6 W@12 VDC	C	0~50°C	44 mm × 29 mm × 59 mm	A
MV-CH250-90GC	GMAX0505	CMOS	1.1"	2.5 μm	Global	5120 × 5120	4.5 fps	12	Color	NE: 12 μs~10 sec	GigE	12 VDC,PoE	Typ. 4.2 W@12 VDC	C	0~50°C	44 mm × 29 mm × 59 mm	A
MV-CH250-90GN	GMAX0505	CMOS	1.1"	2.5 μm	Global	5120 × 5120	4.5 fps	12	Near-infrared	NE: 12 μs~10 sec	GigE	12 VDC,PoE	Typ. 3.6 W@12 VDC	C	0~50°C	44 mm × 29 mm × 59 mm	A
MV-CH310-10GM	IMX342	CMOS	22.3 mm × 16.7 mm	3.45 μm	Global	6464 × 4852	3.9 fps	12	Mono	USE: 3 us ~ 33 us NE: 36 μs ~ 2 S	GigE	9~24 VDC,PoE	Typ. 9 W@12 VDC	F M58	0~50°C	74 mm × 74 mm × 80.1 mm 74 mm × 74 mm × 74.3 mm	D F
MV-CH310-10GC	IMX342	CMOS	22.3 mm × 16.7 mm	3.45 μm	Global	6464 × 4852	3.9 fps	12	Color	USE: 3 us ~ 33 us NE: 36 μs ~ 10 S	GigE	9~24 VDC,PoE	Typ. 9 W@12 VDC	F M58	0~50°C	74 mm × 74 mm × 80.1 mm 74 mm × 74 mm × 74.3 mm	D F

Notice:USE:Ultra-short exposure mode
NE:Normal exposure mode

Dimension

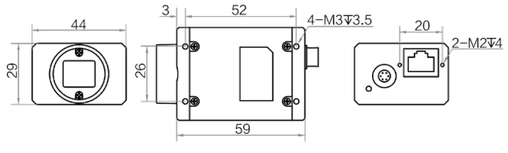

A

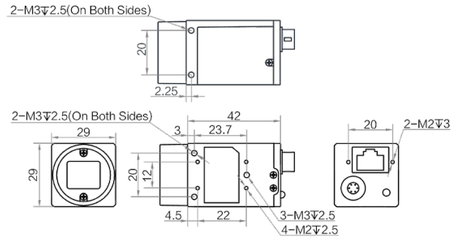

B

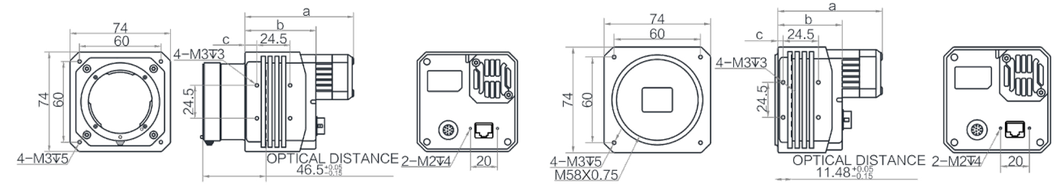

Unit:mm

Label	a(mm)	b(mm)	c(mm)
C	78.7	50.88	8.88
D	80.1	52.3	8.8

Label	a(mm)	b(mm)	c(mm)
E	72.7	44.88	3.88
F	74.3	46.5	3

CH Series USB3.0 Area Scan Camera

Key Features

- Equipped with excellent image sensor. High dynamic range, superior signal-to-noise ratio and outstanding image quality.
- Implanting powerful ISP algorithms such as bright/dark field correction and lens shadow correction to ensure imaging consistency.
- Class 100 purification process control. Quality control leads in industry.
- USB 3.0 interface, support USB power supply, body screw holes improve installation stability.
- Compatible with USB3.0 Vision protocol and GenICam standard and seamless connection with third-party softwares.
- CE, FCC, RoHS, KC certification.

Specifications

Model	Sensor model	Sensor type	Sensor size	Pixel size	Shutter mode	Resolution	Max. frame rate	ADC bit depth	Mono/color	Exposure time	Data interface	Power supply	Power consumption	Lens mount	Working temperature	Dimension	Label
MV-CH050-10UM	IMX250	CMOS	2/3"	3.45 μm	Global	2448 × 2048	74 fps	12	Mono	USE: 1 μs~14 μs NE: 15 μs~10 sec	USB3.0	9~24 VDC,USB3.0	Typ. 3.5 W@5 VDC	C	0~50°C	29 mm × 29 mm × 30 mm	A
MV-CH050-10UC	IMX250	CMOS	2/3"	3.45 μm	Global	2448 × 2048	74 fps	12	Color	USE: 1 μs~14 μs NE: 15 μs~10 sec	USB3.0	9~24 VDC,USB3.0	Typ. 3.5 W@5 VDC	C	0~50°C	29 mm × 29 mm × 30 mm	A
MV-CH050-10UP	IMX250MZR	CMOS	2/3"	3.45 μm	Global	2448 × 2048	74 fps	12	Polarization	USE: 1 μs~14 μs NE: 15 μs~10 sec	USB3.0	9~24 VDC,USB3.0	Typ. 3.5 W@5 VDC	C	0~50°C	29 mm × 29 mm × 30 mm	A
MV-CH089-10UM	IMX267	CMOS	1"	3.45 μm	Global	4096 × 2160	32 fps	12	Mono	USE: 1 μs~14 μs NE: 15 μs~10 sec	USB3.0	12 VDC,USB3.0	Typ. 3.27 W@5 VDC	C	0~50°C	44 mm × 29 mm × 59 mm	B
MV-CH089-10UC	IMX267	CMOS	1"	3.45 μm	Global	4096 × 2160	32 fps	12	Color	USE: 1 μs~14 μs NE: 15 μs~10 sec	USB3.0	12 VDC,USB3.0	Typ. 3.27 W@5 VDC	C	0~50°C	44 mm × 29 mm × 59 mm	B
MV-CH120-11UM*	IMX304	CMOS	1.1"	3.45 μm	Global	4096 × 3000	30.3 fps	12	Mono	USE: 1 μs~14 μs NE: 15 μs~10 sec	USB3.0	9~24 VDC,USB3.0	Typ. 4.67 W@5 VDC	C	0~50°C	44 mm × 29 mm × 59 mm	B
MV-CH120-11UC*	IMX304	CMOS	1.1"	3.45 μm	Global	4096 × 3000	30.3 fps	12	Color	USE: 1 μs~14 μs NE: 15 μs~10 sec	USB3.0	9~24 VDC,USB3.0	Typ. 4.7 W@5 VDC	C	0~50°C	44 mm × 29 mm × 59 mm	B
MV-CH120-20UM	XGS12000	CMOS	1"	3.2 μm	Global	4096 × 3072	28 fps	12	Mono	USE: 52 μs~161 μs NE: 162 μs~10 sec	USB3.0	9~24 VDC,USB3.0	Typ. 3.5 W@5 VDC	C	0~50°C	29 mm×29 mm×30 mm	C
MV-CH120-20UC	XGS12000	CMOS	1"	3.2 μm	Global	4096 × 3072	28 fps	12	Color	USE: 10 μs~56 μs NE: 57 μs~10 sec	USB3.0	9~24 VDC,USB3.0	Typ. 3.2 W@5 VDC	C	0~50°C	29 mm×29 mm×30 mm	C

Model	Sensor model	Sensor type	Sensor size	Pixel size	Shutter mode	Resolution	Max. frame rate	ADC bit depth	Mono/color	Exposure time	Data interface	Power supply	Power consumption	Lens mount	Working temperature	Dimension	Label
MV-CH250-90UM	GMAX0505	CMOS	1.1"	2.5 μm	Global	5120 × 5120	14.3 fps	12	Mono	NE: 12 μs~10 sec	USB3.0	9~24 VDC,USB3.0	Typ. 3.4 W@5 VDC	C	0~50°C	44 mm × 29 mm × 59 mm	B
MV-CH250-90UC	GMAX0505	CMOS	1.1"	2.5 μm	Global	5120 × 5120	14.3 fps	12	Color	NE: 12 μs~10 sec	USB3.0	9~24 VDC,USB3.0	Typ. 4.0 W@5 VDC	C	0~50°C	44 mm × 29 mm × 59 mm	B

Notice: * will be released soon.
USE:Ultra-short exposure mode
NE:Normal exposure mode

Dimension

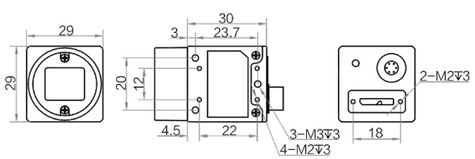

A

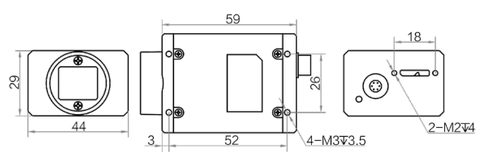

B

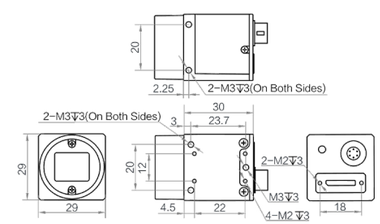

C

Unit:mm

CH Series 10GigE Area Scan Camera

Key Features

- Low-power platform,equipped with excellent image sensor. High dynamic range, superior signal-to-noise ratio and outstanding image quality.
- Implanting powerful ISP algorithms such as bright/dark field correction and lens shadow correction to ensure imaging consistency.
- Class 100 purification process control. Quality control leads in industry.
- The highly cost-effective 10GigE high-speed transmission solution is backward compatible with Gigabit network.
- Compatible with GigE Vision V2.0 protocol and GenICam standard and seamless connection with third-party softwares.
- CE, FCC, RoHS, KC certification.

Specifications

Model	Sensor model	Sensor type	Sensor size	Pixel size	Shutter mode	Resolution	Max. frame rate	ADC bit depth	Mono/color	Exposure time	Data interface	Power supply	Power consumption	Lens mount	Working temperature	Dimension	Label
MV-CH120-15TM	IMX253	CMOS	1.1"	3.45 μm	Global	4096 × 3000	68.2 fps	8/12	Mono	USE: 2 μs~14 μs NE: 15 μs~10 sec	10GigE	9~24 VDC	Typ. 9.6 W@24 VDC	M58	0~50°C	74 mm × 74 mm × 72.4 mm	A
MV-CH120-15TC	IMX253	CMOS	1.1"	3.45 μm	Global	4096 × 3000	68.2 fps	8/12	Color	USE: 2 μs~14 μs NE: 15 μs~10 sec	10GigE	9~24 VDC	Typ. 10.1 W@24 VDC	M58	0~50°C	74 mm × 74 mm × 72.4 mm	A
MV-CH240-10TM	IMX540	CMOS	1.2"	2.74 μm	Global	5328 × 4600	35.1 fps	8/12	Mono	1 μs~10 sec	10GigE	9~24 VDC	Typ. 10 W@12 VDC	M58	0~50°C	84 mm × 84 mm × 62.5 mm	F
														C		84 mm × 84 mm × 62.5 mm	G
MV-CH250-25TM	PYTHON25K	CMOS	23 mm × 23 mm	4.5 μm	Global	5120 × 5120	40 fps	10	Mono	45 μs~10 sec	10GigE	9~24 VDC	Typ. 11.52 W@12 VDC	M58	0~50°C	74 mm × 74 mm × 72.7 mm	B
														F		74 mm × 74 mm × 78.7 mm	D
MV-CH250-25TC	PYTHON25K	CMOS	23 mm × 23 mm	4.5 μm	Global	5120 × 5120	40 fps	10	Color	45 μs~10 sec	10GigE	9~24 VDC	Typ. 12.48 W@12 VDC	M58	0~50°C	74 mm × 74 mm × 72.7 mm	B
														F		74 mm × 74 mm × 78.7 mm	D

Model	Sensor model	Sensor type	Sensor size	Pixel size	Shutter mode	Resolution	Max. frame rate	ADC bit depth	Mono/color	Exposure time	Data interface	Power supply	Power consumption	Lens mount	Working temperature	Dimension	Label
MV-CH250-60TM*	/	CMOS	23 mm × 23 mm	4.5 μm	Global	5120 × 5120	31fps	12	Mono	15 μs~10 sec	10GigE	9~24 VDC	Typ. 12 W@12 VDC	M58	0~50°C	74 mm × 74 mm × 78.8 mm	C
MV-CH250-90TM*	GMAX0505	CMOS	1.1"	2.5 μm	Global	5120 × 5120	41.5 fps	12	Mono	13 μs to 10 sec	10GigE	9~24 VDC	Typ. 9.7 W@12 VDC	M58	0~50°C	74 mm × 74 mm × 78.8 mm	H
														C		74 mm × 74 mm × 78.8 mm	I
MV-CH250-90TC*	GMAX0505	CMOS	1.1"	2.5 μm	Global	5120 × 5120	41.5 fps	12	Color	13 μs to 10 sec	10GigE	9~24 VDC	Typ. 10 W@12 VDC	M58	0~50°C	74 mm × 74 mm × 78.8 mm	H
														C		74 mm × 74 mm × 78.8 mm	I
MV-CH310-10TM*	IMX342	CMOS	22.3 mm × 16.7 mm	3.45 μm	Global	6464 × 4852	17.2 fps	8/12	Mono	4 μs~10 sec	10GigE	9~24 VDC	Typ. 11.5 W@12 VDC	M58	0~50°C	74 mm × 74 mm × 64.4 mm	J
MV-CH310-10TC*	IMX342	CMOS	22.3 mm × 16.7 mm	3.45 μm	Global	6464 × 4852	17.2 fps	8/12	Mono	4 μs~10 sec	10GigE	9~24 VDC	Typ. 11.5 W@12 VDC	M58	0~50°C	74 mm × 74 mm × 64.4 mm	J
MV-CH500-90TM*	GMAX	CMOS	22.4 mm × 22.4 mm	3.2 μm	Global	7008 × 7000	15.5 fps	12	Mono	15 μs~10 sec	10GigE	9~24 VDC	Typ. 11 W@12 VDC	M58	0~50°C	74 mm × 74 mm × 78.8 mm	C
MV-CH500-90TC*	GMAX	CMOS	22.4 mm × 22.4 mm	3.2 μm	Global	7008 × 7000	15.5 fps	12	Color	15 μs~10 sec	10GigE	9~24 VDC	Typ. 12 W@12 VDC	M58	0~50°C	74 mm × 74 mm × 78.8 mm	C
MV-CH650-90TM	GMAX3265	CMOS	29.9 mm × 22.4 mm	3.2 μm	Global	9344 × 7000	15.5 fps	12	Mono	15 μs~10 sec	10GigE	9~24 VDC	Typ. 11 W@12 VDC	M58	0~50°C	74 mm × 74 mm × 78.8 mm	C
														F		74 mm × 74 mm × 84.8 mm	E
MV-CH650-90TC*	GMAX3265	CMOS	29.9 mm × 22.4 mm	3.2 μm	Global	9344 × 7000	15.5 fps	12	Color	15 μs~10 sec	10GigE	9~24 VDC	Typ. 12 W@12 VDC	M58	0~50°C	74 mm × 74 mm × 78.8 mm	C
														F		74 mm × 74 mm × 84.8 mm	E
MV-CH1510-10FM*	IMX411	CMOS	66.7 mm	3.76 μm	Rolling	14208 × 10640	6.2 fps	12/16	Mono	15 μs~10 sec	10GigE	24 VDC	TEC off: Typ. 11.28 W@24 VDC TEC on: Typ. 48.96 W@24 VDC	M72	0~50°C	120 mm × 120 mm × 89 mm	K

Notice: * will be released soon.
USE:Ultra-short exposure mode
NE:Normal exposure mode

Dimension

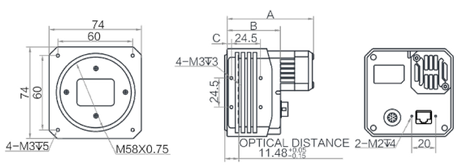

Label	a(mm)	b(mm)	c(mm)
A	72.4	44.6	3.6
B	72.7	44.88	3.88
C	78.8	51	3.7

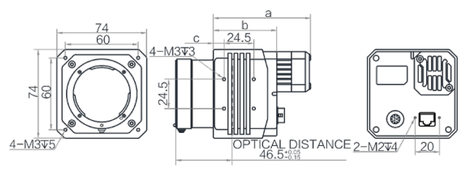

Label	a(mm)	b(mm)	c(mm)
D	78.7	50.88	8.88
E	84.8	56.99	10

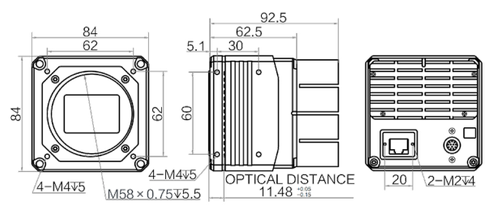

F

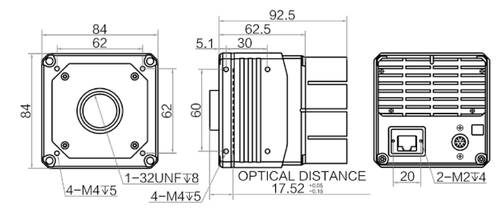

G

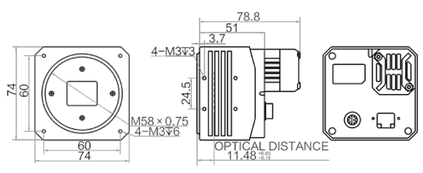

H

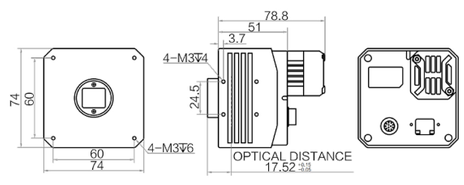

I

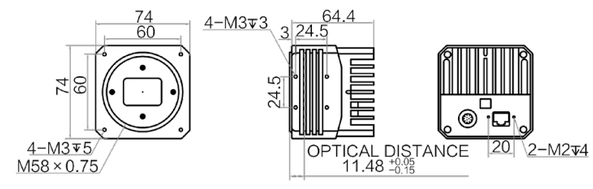

J

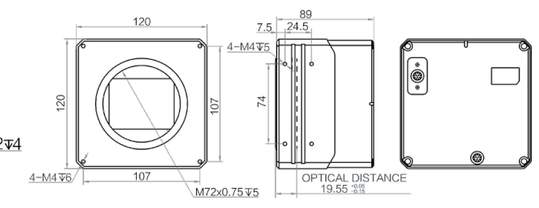

K

Unit:mm

CH Series Camera Link Area Scan Camera

Key Features

- Equipped with excellent image sensor. High dynamic range, superior signal-to-noise ratio and outstanding image quality.
- Implanting powerful ISP algorithms such as bright/dark field correction and lens shadow correction to ensure imaging consistency.
- Class 100 purification process control. Quality control leads in industry.
- Support Base, Medium, Full and 80-bit mode. Pixel clock frequency can be selected to match cables with different transmission distances.
- Compatible with CameraLink protocol and GenICam standard and can be seamlessly connected to third-party software platforms.
- CE, FCC, RoHS, KC certification.

Specifications

Model	Sensor model	Sensor type	Sensor size	Pixel size	Shutter mode	Resolution	Max. frame rate	ADC bit depth	Mono/color	Exposure time	Data interface	Power supply	Power consumption	Lens mount	Working temperature	Dimension	Label
MV-CH050-10CM	IMX250	CMOS	2/3"	3.45 μm	Global	2448 × 2048	140 fps	8/12	Mono	4 μs~10 sec	Camera Link	9~24 VDC	Typ. 3.25 W@12 VDC	C	0~50°C	44 mm × 29 mm × 59 mm	A
MV-CH050-10CC	IMX250	CMOS	2/3"	3.45 μm	Global	2448 × 2048	140 fps	8/12	Color	15 μs~10sec	Camera Link	9~24 VDC	Typ. 3.25 W@12 VDC	C	0~50°C	44 mm × 29 mm × 59 mm	A
MV-CH050-11CM	IMX250	CMOS	2/3"	3.45 μm	Global	2448 × 2048	35 fps	12	Mono	15 μs~10 sec	Camera Link	9~24 VDC	Typ. 3.25 W@12 VDC	C	0~50°C	44 mm × 29 mm × 59 mm	A
MV-CH120-10CM	IMX253	CMOS	1.1"	3.45 μm	Global	3840 × 3000	69.8 fps	8	Mono	1 μs~ 10 sec	Camera Link	9~24 VDC	Typ. 4.7 W@12 VDC	C	0~50°C	44 mm × 29 mm × 59 mm	A
MV-CH120-10CC	IMX253	CMOS	1.1"	3.45 μm	Global	3840 × 3000	68.1 fps	8	Color	1 μs~ 10 sec	Camera Link	9~24 VDC	Typ. 4.68 W@12 VDC	C	0~50°C	44 mm × 29 mm × 59 mm	A
MV-CH120-11CM	IMX253	CMOS	1.1"	3.45 μm	Global	4096 × 3000	23.4 fps	12	Mono	USE: 1 μs~14 sec NE: 15 μs~10 sec	Camera Link	9~24 VDC	Typ. 3.48 W@12 VDC	C	0~50°C	44 mm × 29 mm × 59 mm	A
MV-CH250-20CM	Python25K	CMOS	23 mm × 23 mm	4.5 μm	Global	5120 × 5120	31.3 fps	10	Mono	45 μs~10 sec	Camera Link	9~24 VDC	Typ. 9.4 W@24 VDC	M58	0~50°C	70 mm × 70 mm × 44.3 mm	B
MV-CH1010-10CM*	IMX461	CMOS	55 mm	3.76 μm	Rolling	11648 × 8740	8.1 fps	12/16	Mono	14μs~10sec	Camera Link	12~24 VDC	Typ. 14 W@24 VDC	M72	0~50°C	90 mm × 90 mm × 71.5 mm	C
												24 VDC	TEC off: Typ. 14 W@24 VDC TEC on: Typ. 48 W@24 VDC			TEC:100 mm × 100 mm × 87.2 mm	D
MV-CH1010-10CC*	IMX461	CMOS	55 mm	3.76 μm	Rolling	11648 × 8740	8.1 fps	12/16	Mono	14μs~10sec	Camera Link	24 VDC	TEC off: Typ. 14 W@24 VDC TEC on: Typ. 48 W@24 VDC	M72	0~50°C	TEC:100 mm × 100 mm × 87.2 mm	D

Notice:* will be released soon.
USE:Ultra-short exposure mode
NE:Normal exposure mode

Dimension

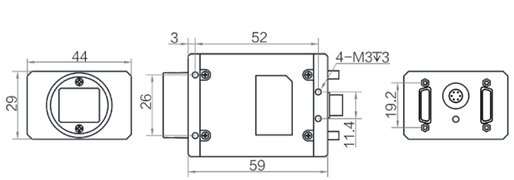

A

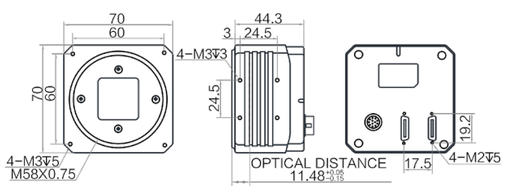

B

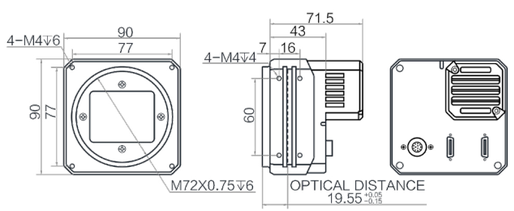

C

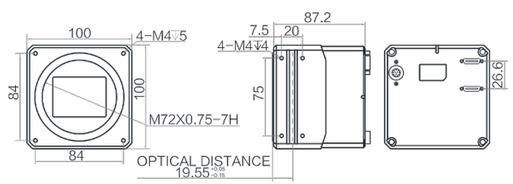

D

Unit:mm

CH Series CoaXPress Area Scan Camera

Key Features

- Low-power platform,equipped with excellent image sensor. High dynamic range, superior signal-to-noise ratio and outstanding image quality.
- Implanting powerful ISP algorithms such as bright/dark field correction and lens shadow correction to ensure imaging consistency.
- Class 100 purification process control. Quality control leads in industry.
- Four-channel CXP-6 or CXP-12 output, ultra-high transmission bandwidth.
- Compatible with CoaXPress protocol and GenICam standard and can be seamlessly connected to third-party software platforms.
- CE, FCC, RoHS, KC certification.

Specifications

Model	Sensor model	Sensor type	Sensor size	Pixel size	Shutter mode	Resolution	Max. frame rate	ADC bit depth	Mono/color	Exposure time	Data interface	Power supply	Power consumption	Lens mount	Working temperature	Dimension	Label
MV-CH210-90YM	Gsprint 4521	CMOS	23.04 mm × 18.43 mm	4.5 μm	Global	5120 × 4096	222 fps	8/12	Mono	NE: 4 μs~10 sec	CXP-12	9~24 VDC	Typ. 18 W@24 VDC	M58	0~50°C	No fan:84 mm × 84 mm × 92.5 mm	A
MV-CH210-90YC*	Gsprint 4521	CMOS	23.04 mm × 18.43 mm	4.5 μm	Global	5120 × 4096	222 fps	8/12	Color	NE: 4 μs~10 sec	CXP-12	9~24 VDC	Typ. 18 W@24 VDC	M58	0~50°C	No fan:84 mm × 84 mm × 92.5 mm	A
MV-CH250-20XM	Python25K	CMOS	23 mm × 23 mm	4.5 μm	Global	5120 × 5120	80 fps	10	Mono	NE: 33 μs~10 sec	CXP-6	9~24 VDC	Typ. 10.8 W@24 VDC	M58	0~50°C	No fan:84 mm × 84 mm × 92.5 mm	A
MV-CH250-20XC	Python25K	CMOS	23 mm × 23 mm	4.5 μm	Global	5120 × 5120	80 fps	10	Color	NE: 33 μs~10 sec	CXP-6	9~24 VDC	Typ. 10.5 W@24 VDC	M58	0~50°C	No fan:84 mm × 84 mm × 92.5 mm	A
MV-CH250-90YM*	GMAX0505	CMOS	1.1"	2.5 μm	Global	5120 × 5120	150 fps	10	Mono	NE: 13 μs~10 sec	CXP-12	9~24 VDC	Typ. 13.7 W@12 VDC	M58 C	0~50°C	Fan:80 mm × 80 mm × 80 mm Fan:80 mm × 80 mm × 80 mm	B C
MV-CH250-90YC*	GMAX0505	CMOS	1.1"	2.5 μm	Global	5120 × 5120	150 fps	10	Color	NE: 13 μs~10 sec	CXP-12	9~24 VDC	Typ. 13.7 W@12 VDC	M58 C	0~50°C	Fan:80 mm × 80 mm × 80 mm	B C
MV-CH650-90XM	GMAX3265	CMOS	29.9 mm × 22.4 mm	3.2 μm	Global	9344 × 7000	31.5 fps	12	Mono	NE: 14 μs~10 sec	CXP-6	9~24 VDC	Typ. 13.4 W@12 VDC	M58 F	0~50°C	No fan:74 mm × 74 mm × 70.4 mm No fan:74 mm × 74 mm × 76.4 mm	D E
MV-CH650-90XC	GMAX3265	CMOS	29.9 mm × 22.4 mm	3.2 μm	Global	9344 × 7000	31.5 fps	12	Color	NE: 14 μs~10 sec	CXP-6	9~24 VDC	Typ. 14.2 W@12 VDC	M58 F	0~50°C	No fan:74 mm × 74 mm × 70.4 mm No fan:74 mm × 74 mm × 76.4 mm	D E
MV-CH650-90YM*	GMAX3265	CMOS	29.9 mm × 22.4 mm	3.2 μm	Global	9344 × 7000	71 fps	10	Mono	NE: 12 μs~10 sec	CXP-12	24 VDC	Typ. 15.1 W@12 VDC	M58	0~50°C	No fan:84 mm × 84 mm × 92.5 mm	A
MV-CH650-90YC*	GMAX3265	CMOS	29.9 mm × 22.4 mm	3.2 μm	Global	9344 × 7000	71 fps	10	Color	NE: 12 μs~10 sec	CXP-12	24 VDC	Typ. 15.1 W@12 VDC	M58	0~50°C	No fan:84 mm × 84 mm × 92.5 mm	A
MV-CH1510-10XM	IMX411	CMOS	66.7 mm	3.76 μm	Rolling	14208 × 10640	6.2 fps	12/16	Mono	NE: 15 μs~10 sec	CXP-6	12~24 VDC	Typ. 18 W@24 VDC	M72	0~50°C	Fan:100 mm × 100 mm × 74.3 mm	F
MV-CH1510-10XC	IMX411	CMOS	66.7mm	3.76 μm	Rolling	14208 × 10640	6.2 fps	12/16	Color	NE: 15 μs~10 sec	CXP-6	12~24 VDC	Typ. 21 W@24 VDC	M72	0~50°C	Fan:100 mm × 100 mm × 74.3 mm	F
MV-CH1510-11XM	IMX411	CMOS	66.7mm	3.76 μm	Rolling	14208 × 10640	6.2 fps	12/16	Mono	NE: 15 μs~10 sec	CXP-6	24 VDC	TEC off: Typ. 21 W@24 VDC TEC on: Typ. 55 W@24 VDC	M72	0~50°C	TEC:120 mm × 120 mm × 84.6 mm	G
MV-CH1510-11XC	IMX411	CMOS	66.7mm	3.76 μm	Rolling	14208 × 10640	6.2 fps	12/16	Color	NE: 15 μs~10 sec	CXP-6	24 VDC	TEC off: Typ. 22 W@24 VDC TEC on: Typ. 60 W@24 VDC	M72	0~50°C	TEC:120 mm × 120 mm × 84.6 mm	G
MV-CH6040-10XM*	IMX411	CMOS	66.7mm	3.76 μm	Rolling	28416 × 21280	6.2 fps	12/16	Mono	NE: 15 μs~1 sec	CXP-6	24 VDC	Typ. 15 W@24 VDC	M72	0~50°C	TEC:100 mm × 100 mm × 100 mm	H

Notice:* will be released soon.
NE:Normal exposure mode

Dimension

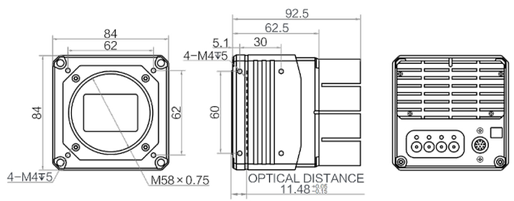

A

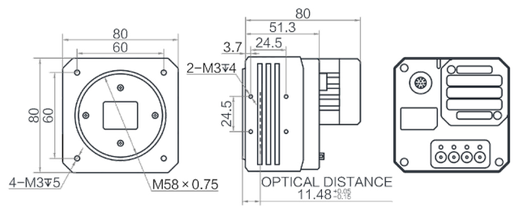

B

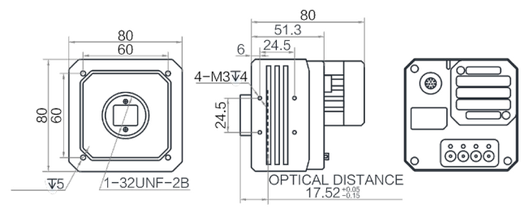

C

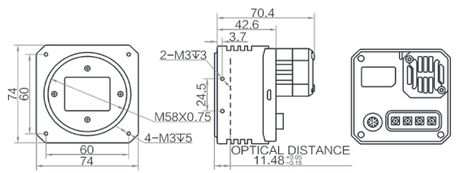

D

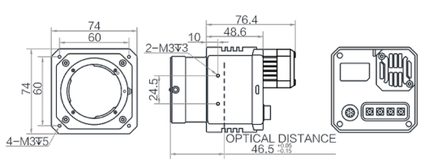

E

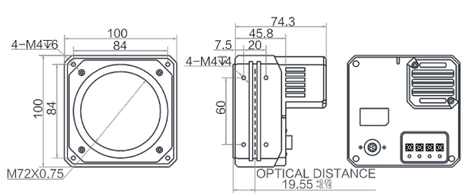

F

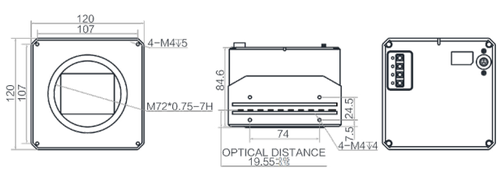

G

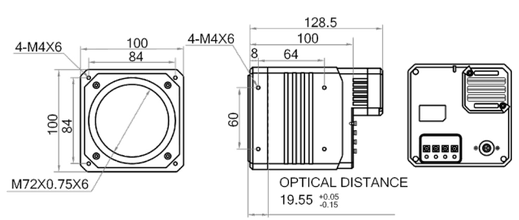

H

Unit:mm

Line Scan Camera

CL Series GigE Line Scan Camera

Key Features

- Support automatic or manual adjustment of gain, exposure time, etc.
- Support customizing ROI,binning,TDI.
- Support multiple trigger modes, including hardware trigger, software trigger and free run mode.
- Support PRNUC and FPNC.
- Multiple ISP algorithms, ensuring the optimal image quality.
- Compatible with GigE Vision and GenICam standard and can be seamlessly connected to third-party software platforms.
- CE, FCC, RoHS, KC certification.

Specifications

Model	Sensor type	Pixel size	Resolution	Max. line rate	ADC bit depth	Mono/color	Exposure time	Data interface	Power supply	Power consumption	Lens mount	Working temperature	Dimension	Label
MV-CL021-40GM	CMOS	7 μm	2048 × 1	56 kHz	8/10/12	Mono	2 μs~10 ms	GigE	12 VDC,PoE	Typ. 4 W@12 VDC	M42	0~50°C	62 mm × 62 mm × 37.5 mm	A
MV-CL022-40GC	CMOS	7 μm	2048 × 2	32 kHz	8/10/12	Color	2 μs~10 ms	GigE	12 VDC,PoE	Typ. 4 W@12 VDC	M42	0~50°C	62 mm × 62 mm × 37.5 mm	A
MV-CL022-91GM	CMOS	14 μm	2048 × 1	56 kHz; 100 kHz(@HB)	8/10/12	Mono	5 μs~10 ms	GigE	12~24 VDC,PoE	Typ. 5 W@12 VDC	M42	-20~55°C	62 mm × 62 mm × 41 mm	B
MV-CL022-91GC	CMOS	14 μm	2048 × 2	19 kHz; 40 kHz(@HB)	8/10/12	Color	5 μs~10 ms	GigE	12~24 VDC,PoE	Typ. 7.4 W@12 VDC	M42	-20~55°C	62 mm × 62 mm × 41 mm	B
MV-CL042-91GM	CMOS	7 μm	4096 × 2	28 kHz; 80 kHz(@HB)	8/10/12	Mono	5 μs~10 ms	GigE	12~24 VDC,PoE	Typ. 5.8 W@12 VDC	M42	-20~55°C	62 mm × 62 mm × 41 mm	B
MV-CL042-91GC	CMOS	7 μm	4096 × 2	19 kHz; 80 kHz(@HB)	8/10/12	Color	5 μs~10 ms	GigE	12~24 VDC,PoE	Typ. 6.6 W@12 VDC	M42	-20~55°C	62 mm × 62 mm × 41 mm	B
MV-CL084-91GM	CMOS	5 μm	8192 × 4	14 kHz; 40 kHz(@HB)	8/10/12	Mono	3 μs~10 ms	GigE	12~24 VDC	Typ. 12.4 W@12 VDC	M72	-20~55°C	80 mm × 80 mm × 46.3 mm	C
MV-CL086-91GC	CMOS	5 μm	8192 × 6	14 kHz; 40 kHz(@HB)	8/10	Color	3 μs~10 ms	GigE	12~24 VDC	Typ. 13 W@12 VDC	M72	-20~55°C	80 mm × 80 mm × 46.3 mm	C

Dimension

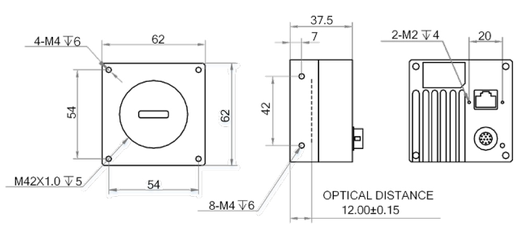

A

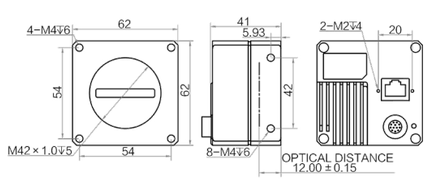

B

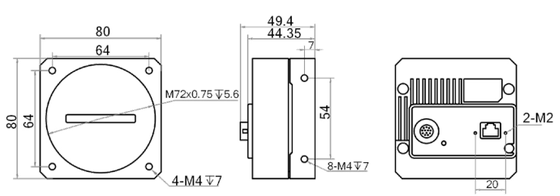

C

Unit:mm

CL Series Camera Link Line Scan Camera

Key Features

- Support automatic or manual adjustment of gain, exposure time, etc.
- Support customizing ROI,binning,TDI.
- Support multiple trigger modes, including hardware trigger, software trigger and free run mode.
- Support PRNUC and FPNC.
- Multiple ISP algorithms, ensuring the optimal image quality.
- Compatible with Camera Link protocol and GenICam standard and can be seamlessly connected to third-party software platforms.
- CE, FCC, RoHS, KC certification.

Specifications

Model	Sensor type	Pixel size	Resolution	Max. line rate	ADC bit depth	Mono/color	Exposure time	Data interface	Power supply	Power consumption	Lens mount	Working temperature	Dimension	Label
MV-CL042-91CM	CMOS	7 μm	4096 × 2	100 kHz	8/10/12	Mono	5 μs~10 ms	Camera Link	12~24 VDC	Typ. 5.5 W@12 VDC	M42	-20~55°C	62 mm × 62 mm × 36.9 mm	A
MV-CL042-91CC	CMOS	7 μm	4096 × 2	50 kHz	8	Color	5 μs~10 ms	Camera Link	12~24 VDC	Typ. 6.1 W@12 VDC	M42	-20~55°C	62 mm × 62 mm × 36.9 mm	A
MV-CL084-91CM	CMOS	5 μm	8192 × 4	100 kHz	8/10/12	Mono	3 μs~10 ms	Camera Link	12~24 VDC	Typ. 12.3 W@12 VDC	M72	-20~50°C	84 mm × 84 mm × 46.2 mm	B
MV-CL086-91CC	CMOS	5 μm	8192 × 6	34 kHz	8	Color	3 μs~10 ms	Camera Link	12~24 VDC	Typ. 12.3 W@12 VDC	M72	-20~50°C	84 mm × 84 mm × 46.2 mm	B
MV-CL084-91CM-PRO	CMOS	5 μm	8192 × 16	100 kHz	8/10/12	Mono	3 μs~10 ms	Camera Link	24 VDC	Typ. 22.9 W@24 VDC	M72	-20~60°C	84 mm × 84 mm × 89 mm	C
MV-CL086-91CC-PRO	CMOS	5 μm	8192 × 12	34 kHz	8	Color	3 μs~10 ms	Camera Link	24 VDC	Typ. 20.5 W@24 VDC	M72	-20~60°C	84 mm × 84 mm × 89 mm	C
MV-CL081-41CM	CMOS	7 μm	8192 × 1	74 kHz	8/10/12	Mono	2 μs~10 ms	Camera Link	12~24 VDC	Typ. 5.8 W@24 VDC	M72	0~55°C	76 mm × 76 mm × 42.1 mm	D
MV-CL161-41CM	CMOS	3.5 μm	16384 × 1	50 kHz	8/10/12	Mono	2 μs~10 ms	Camera Link	12~24 VDC	Typ. 7.2 W@24 VDC	M72	0~55°C	76 mm × 76 mm × 42.1 mm	D

Dimension

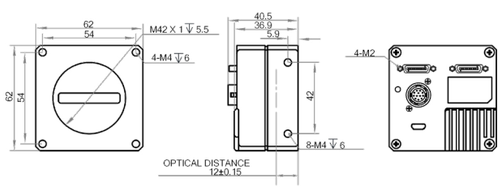

A

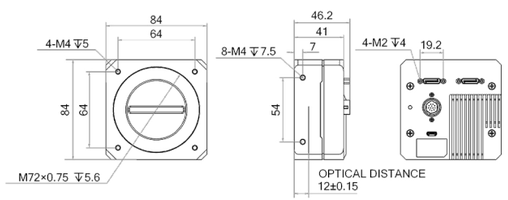

B

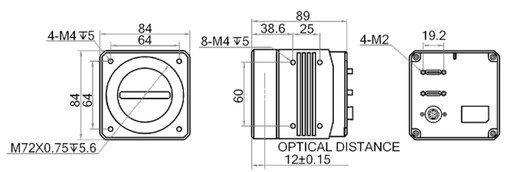

C

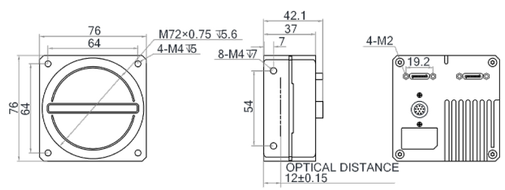

D

Unit:mm

Board Level Camera

CB Series GigE Board Level Camera

Key Features

- Multi-board design. Support flexible installation and configuration.
- Support access to mainstream embedded development boards for quick secondary development.
- Compact structure, bare board, C interface, M12 interface are available.
- GigE interface, support PoE.
- Compatible with machine vision standard protocols and GenICam standard, seamless connection to third-party software platforms.
- CE, FCC, RoHS, KC certification.

Specifications

Model	Sensor model	Sensor type	Sensor size	Pixel size	Shutter mode	Resolution	Max. frame rate	ADC bit depth	Mono/color	Exposure time	Data interface	Power supply	Power consumption	Lens mount	Working temperature	Dimension	Label
MV-CB004-10GM-C	IMX297	CMOS	1/2.9"	6.9 μm	Global	720 × 540	125.2 fps	10	Mono	USE: 1 μs~14 sec NE: 15 μs~10 sec	GigE	9~24 VDC,PoE	Typ. 2.5 W@12 VDC	C	0~50°C	29 mm × 29 mm × 30.2 mm	A
MV-CB004-10GM-S	IMX297	CMOS	1/2.9"	6.9 μm	Global	720 × 540	125.2 fps	10	Mono	USE: 1 μs~14 sec NE: 15 μs~10 sec	GigE	9~24 VDC,PoE	Typ. 2.5 W@12 VDC	M12	0~50°C	29 mm × 29 mm × 30.2 mm	B
MV-CB004-10GC-C	IMX297	CMOS	1/2.9"	6.9 μm	Global	720 × 540	125.2 fps	10	Color	USE: 1 μs~14 sec NE: 15 μs~10 sec	GigE	9~24 VDC,PoE	Typ. 2.6 W@12 VDC	C	0~50°C	29 mm × 29 mm × 30.2 mm	A
MV-CB004-10GC-S	IMX297	CMOS	1/2.9"	6.9 μm	Global	720 × 540	125.2 fps	10	Color	USE: 1 μs~14 sec NE: 15 μs~10 sec	GigE	9~24 VDC,PoE	Typ. 2.6 W@12 VDC	M12	0~50°C	29 mm × 29 mm × 30.2 mm	B
MV-CB016-10GM-C	IMX296	CMOS	1/2.9"	3.45 μm	Global	1440 × 1080	65.2 fps	10	Mono	USE: 1 μs~14 sec NE: 15 μs~10 sec	GigE	9~24 VDC,PoE	Typ. 2.6 W@12 VDC	C	0~50°C	29 mm × 29 mm × 30.2 mm	A
MV-CB016-10GM-S	IMX296	CMOS	1/2.9"	3.45 μm	Global	1440 × 1080	65.2 fps	10	Mono	USE: 1 μs~14 sec NE: 15 μs~10 sec	GigE	9~24 VDC,PoE	Typ. 2.6 W@12 VDC	M12	0~50°C	29 mm × 29 mm × 30.2 mm	B
MV-CB016-10GM-M-W	IMX296	CMOS	1/2.9"	3.45 μm	Global	1440 × 1080	65.2 fps	10	Mono	USE: 1 μs~14 sec NE: 15 μs~10 sec	GigE	9~24 VDC	Typ. 2.6 W@12 VDC	M12	0~50°C	29 mm × 29 mm × 21.2 mm	C
MV-CB016-10GM-S-W	IMX296	CMOS	1/2.9"	3.45 μm	Global	1440 × 1080	65.2 fps	10	Mono	USE: 1 μs~14 sec NE: 15 μs~10 sec	GigE	9~24 VDC	Typ. 2.6 W@12 VDC	M12	0~50°C	29 mm × 29 mm × 22.4 mm	D
MV-CB016-10GC-C	IMX296	CMOS	1/2.9"	3.45 μm	Global	1440 × 1080	65.2 fps	10	Color	USE: 1 μs~14 sec NE: 15 μs~10 sec	GigE	9~24 VDC,PoE	Typ. 2.7 W@12 VDC	C	0~50°C	29 mm × 29 mm × 30.2 mm	A
MV-CB016-10GC-S	IMX296	CMOS	1/2.9"	3.45 μm	Global	1440 × 1080	65.2 fps	10	Color	USE: 1 μs~14 sec NE: 15 μs~10 sec	GigE	9~24 VDC,PoE	Typ. 2.7 W@12 VDC	M12	0~50°C	29 mm × 29 mm × 30.2 mm	B
MV-CB016-10GC-S-W	IMX296	CMOS	1/2.9"	3.45 μm	Global	1440 × 1080	65.2 fps	10	Color	USE: 1 μs~14 sec NE: 15 μs~10 sec	GigE	9~24 VDC	Typ. 2.7 W@12 VDC	M12	0~50°C	29 mm × 29 mm × 22.4 mm	D
MV-CB060-10GM-C	IMX178	CMOS	1/1.8"	2.4 μm	Rolling	3072 × 2048	19.1 fps	12	Mono	25 μs~2.5 sec	GigE	9~24 VDC,PoE	Typ. 2.3 W@12 VDC	C	0~50°C	29 mm × 29 mm × 30.2 mm	A
MV-CB060-10GM-S	IMX178	CMOS	1/1.8"	2.4 μm	Rolling	3072 × 2048	19.1 fps	12	Mono	25 μs~2.5 sec	GigE	9~24 VDC,PoE	Typ. 2.3 W@12 VDC	M12	0~50°C	29 mm × 29 mm × 30.2 mm	B
MV-CB060-10GM-M	IMX178	CMOS	1/1.8"	2.4 μm	Rolling	3072 × 2048	19.1 fps	12	Mono	25 μs~2.5 sec	GigE	9~24 VDC,PoE	Typ. 2.3 W@12 VDC	M12	0~50°C	29 mm × 29 mm × 29 mm	E
MV-CB060-10GC-C	IMX178	CMOS	1/1.8"	2.4 μm	Rolling	3072 × 2048	19.1 fps	12	Color	25 μs~2.5 sec	GigE	9~24 VDC,PoE	Typ. 2.6 W@12 VDC	C	0~50°C	29 mm × 29 mm × 30.2 mm	A
MV-CB060-10GC-S	IMX178	CMOS	1/1.8"	2.4 μm	Rolling	3072 × 2048	19.1 fps	12	Color	25 μs~2.5 sec	GigE	9~24 VDC,PoE	Typ. 2.6 W@12 VDC	M12	0~50°C	29 mm × 29 mm × 30.2 mm	B
MV-CB060-10GM-S-W	IMX178	CMOS	1/1.8"	2.4 μm	Rolling	3072 × 2048	19.1 fps	12	Mono	25 μs~2.5 sec	GigE	9~24 VDC	Typ. 2.3 W@12 VDC	M12	0~50°C	29 mm × 29 mm × 22.4 mm	D
MV-CB060-10GC-S-W	IMX178	CMOS	1/1.8"	2.4 μm	Rolling	3072 × 2048	19.1 fps	12	Color	25 μs~2.5 sec	GigE	9~24 VDC	Typ. 2.6 W@12 VDC	M12	0~50°C	29 mm × 29 mm × 22.4 mm	D

Notice:USE:Ultra-short exposure mode
NE:Normal exposure mode

Dimension

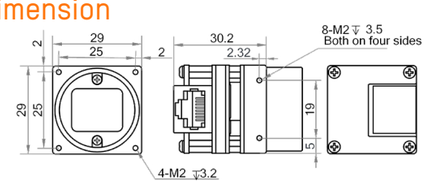

A

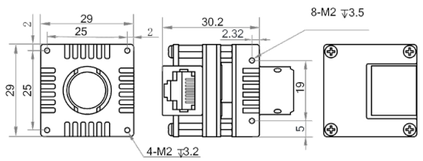

B

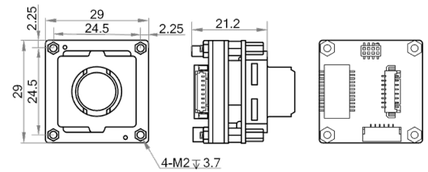

C

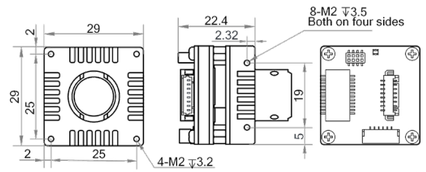

D

Unit:mm

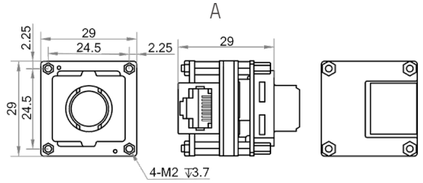

E

CB Series USB3.0 Board Level Camera

Key Features

- Single-board simplified design. Support flexible installation and configuration.
- Support access to mainstream embedded development boards for quick secondary development.
- Compact structure, bare board, C interface, M12 interface are available.
- USB3.0 interface, support USB interface power supply, low power consumption.
- Compatible with machine vision standard protocols and GenICam standard, seamless connection to third-party software platforms.



Specifications

Model	Sensor model	Sensor type	Sensor size	Pixel size	Shutter mode	Resolution	Max. frame rate	bit depth	Mono/color	Exposure time	Data interface	Power supply	Power consumption	Lens mount	Working temperature	Dimension	Label
MV-CB013-A0UM-B	HK	CMOS	1/2"	4.8 μm	Global	1280 × 1024	201 fps	10	Mono	9 μs~10 sec	USB3.0	USB	Typ. 1.6 W@5 VDC	None	0~50°C	32.5 mm × 32.5 mm × 1.6 mm	A
MV-CB013-A0UM-C	HK	CMOS	1/2"	4.8 μm	Global	1280 × 1024	201 fps	10	Mono	9 μs~10 sec	USB3.0	USB	Typ. 1.6 W@5 VDC	C	0~50°C	35 mm × 35 mm × 8.6 mm	B
MV-CB013-A0UM-S	HK	CMOS	1/2"	4.8 μm	Global	1280 × 1024	201 fps	10	Mono	9 μs~10 sec	USB3.0	USB	Typ. 1.6 W@5 VDC	M12	0~50°C	35 mm × 35 mm × 8.6 mm	C
MV-CB013-A0UC-C	HK	CMOS	1/2"	4.8 μm	Global	1280 × 1024	201 fps	10	Color	9 μs~10 sec	USB3.0	USB	Typ. 2.8 W@5 VDC	C	0~50°C	35 mm × 35 mm × 8.6 mm	B
MV-CB013-A0UC-S	HK	CMOS	1/2"	4.8 μm	Global	1280 × 1024	201 fps	10	Color	9 μs~10 sec	USB3.0	USB	Typ. 2.8 W@5 VDC	M12	0~50°C	35 mm × 35 mm × 8.6 mm	C
MV-CB060-10UM-B	IMX178	CMOS	1/1.8"	2.4 μm	Rolling	3072 × 2048	17 fps	12	Mono	27 μs~2.5 sec	USB3.0	USB	Typ. 2.0 W@5 VDC	None	0~50°C	32.5 mm × 32.5 mm × 1.6 mm	A
MV-CB060-10UM-C	IMX178	CMOS	1/1.8"	2.4 μm	Rolling	3072 × 2048	17 fps	12	Mono	27 μs~2.5 sec	USB3.0	USB	Typ. 2.0 W@5 VDC	C	0~50°C	35 mm × 35 mm × 8.6 mm	B
MV-CB060-10UM-S	IMX178	CMOS	1/1.8"	2.4 μm	Rolling	3072 × 2048	17 fps	12	Mono	27 μs~2.5 sec	USB3.0	USB	Typ. 2.0 W@5 VDC	M12	0~50°C	35 mm × 35 mm × 8.6 mm	C
MV-CB060-10UC-B	IMX178	CMOS	1/1.8"	2.4 μm	Rolling	3072 × 2048	29 fps	12	Color	16 μs~2.5 sec	USB3.0	USB	Typ. 2.0 W@5 VDC	None	0~50°C	32.5 mm × 32.5 mm × 1.6 mm	A
MV-CB060-10UC-C	IMX178	CMOS	1/1.8"	2.4 μm	Rolling	3072 × 2048	29 fps	12	Color	16 μs~2.5 sec	USB3.0	USB	Typ. 2.0 W@5 VDC	C	0~50°C	35 mm × 35 mm × 8.6 mm	B
MV-CB060-10UC-S	IMX178	CMOS	1/1.8"	2.4 μm	Rolling	3072 × 2048	29 fps	12	Color	16 μs~2.5 sec	USB3.0	USB	Typ. 2.0 W@5 VDC	M12	0~50°C	35 mm × 35 mm × 8.6 mm	C
MV-CB120-10UM-B	IMX226	CMOS	1/1.7"	1.85 μm	Rolling	4032 × 3036	28 fps	10	Mono	11 μs~2 sec	USB3.0	USB	Typ. 2.5 W@5 VDC	None	0~50°C	32.5 mm × 32.5 mm × 1.6 mm	A
MV-CB120-10UM-C	IMX226	CMOS	1/1.7"	1.85 μm	Rolling	4032 × 3036	28 fps	10	Mono	11 μs~2 sec	USB3.0	USB	Typ. 2.5 W@5 VDC	C	0~50°C	35 mm × 35 mm × 8.6 mm	B
MV-CB120-10UM-S	IMX226	CMOS	1/1.7"	1.85 μm	Rolling	4032 × 3036	28 fps	10	Mono	11 μs~2 sec	USB3.0	USB	Typ. 2.5 W@5 VDC	M12	0~50°C	35 mm × 35 mm × 8.6 mm	C
MV-CB120-10UC-B	IMX226	CMOS	1/1.7"	1.85 μm	Rolling	4032 × 3036	21 fps	10	Color	23 μs~2 sec	USB3.0	USB	Typ. 2.5 W@5 VDC	None	0~50°C	32.5 mm × 32.5 mm × 1.6 mm	A
MV-CB120-10UC-C	IMX226	CMOS	1/1.7"	1.85 μm	Rolling	4032 × 3036	21 fps	10	Color	23 μs~2 sec	USB3.0	USB	Typ. 2.5 W@5 VDC	C	0~50°C	35 mm × 35 mm × 8.6 mm	B
MV-CB120-10UC-S	IMX226	CMOS	1/1.7"	1.85 μm	Rolling	4032 × 3036	21 fps	10	Color	23 μs~2 sec	USB3.0	USB	Typ. 2.5 W@5 VDC	M12	0~50°C	35 mm × 35 mm × 8.6 mm	C

Dimension

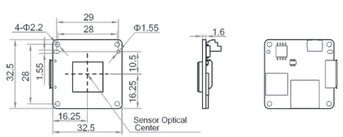

A

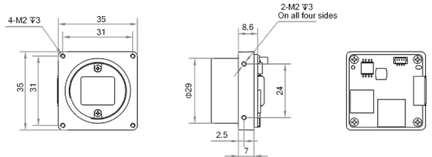

B

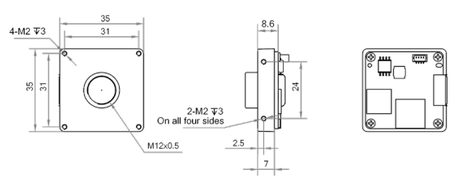

C

Unit:mm

Industrial Infrared Camera

CI Series GigE Industrial Infrared Camera

Key Features

- Using high-sensitivity vanadium oxide uncooled detector, resolution 640×512.
- Provide a variety of pseudo-color modes, rich image adjustment functions.
- Small and structural design that supports installation on four sides.
- GigE interface, with maximum transmission distance up to 100m (without relay).
- Compatible with GigE Vision protocol and GenICam standard.
- CE, FCC, RoHS, KC certification.

Specifications

Model	Observation/ Thermometry	Temperature measurement range	Temperature measurement accuracy	Sensor type	Spectral range	Pixel pitch	Resolution	Max. frame rate	ADC bit depth	NETD	Data interface	Power supply	Power consumption	Lens mount	Focal length	Working temperature	Dimension	Label
MV-CI003-GL-N6	Observation	/	/	Vanadium oxide uncooled detector	8-14 μm	17 μm	640 × 512	50 fps	8/16	< 35 mk(F1.0, 25°C)	GigE	9~24 VDC,POE	2.5 W@12 VDC	M34	6.3 mm	-30~60°C	58 mm x 58 mm × 115.5 mm	A
MV-CI003-GL-N15	Observation	/	/	Vanadium oxide uncooled detector	8-14 μm	17 μm	640 × 512	50 fps	8/16	< 35 mk(F1.0, 25°C)	GigE	9~24 VDC,POE	2.5 W@12 VDC	M34	15 mm	-30~60°C	58 mm x 58 mm × 102.5 mm	B
MV-CI003-GL-N25	Observation	/	/	Vanadium oxide uncooled detector	8-14 μm	17 μm	640 × 512	50 fps	8/16	< 35 mk(F1.0, 25°C)	GigE	9~24 VDC,POE	2.5 W@12 VDC	M34	25 mm	-30~60°C	58 mm x 58 mm × 96.9 mm	C
MV-CI003-GL-N35	Observation	/	/	Vanadium oxide uncooled detector	8-14 μm	17 μm	640 × 512	50 fps	8/16	< 35 mk(F1.0, 25°C)	GigE	9~24 VDC,POE	2.5 W@12 VDC	M34	35 mm	-30~60°C	58 mm x 58 mm × 115.5 mm	A
MV-CI003-GL-T6*	Thermometry	-20°C -150°C /0°C -550°C	±2°C / read±2%(take great value)	Vanadium oxide uncooled detector	8-14 μm	17 μm	640 × 512	50 fps	16	< 50 mk(F1.0, 30°C)	GigE	9~24 VDC	2.8 W@12 VDC	M34	6.3 mm	-20~50°C	48 mm x 48 mm × 121.4 mm	D

Notice:* will be released soon.

Dimension

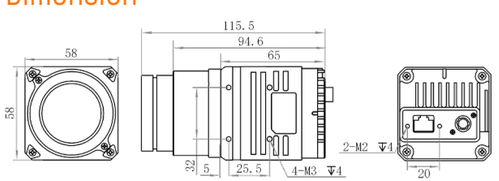

A

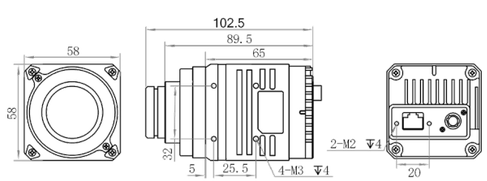

B

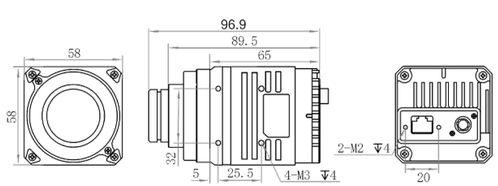

C

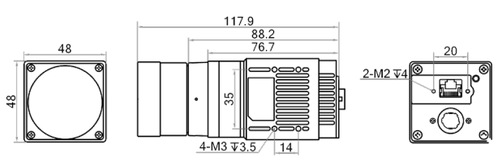

D

Unit:mm

Smart Camera

SC2000E Series Vision Sensor

Key Features

- Using embedded hardware platform, high-speed image processing can be carried out.
- Implant high-precision positioning and measurement algorithms, which can detect presence, positive and negative, etc.
- Rich IO interface, can access multiple input and output signals.
- Abundant status indicators, real-time grasp of equipment status, convenient for debugging and maintenance.
- The light source lamp cup is ingeniously designed to ensure uniform brightness in the lighting area.
- Small size, no fear of small spaces.
- Support multiple communication modes, such as serial port, TCP, UDP, FTP, EtherNet/IP, Modbus, Profinet, etc.
- CE, FCC, KC certification.



Specifications

Model	Vision tool	Pixel size	Sensor size	Resolution	Max. frame rate	Mono/color	Data Interface	Power Supply	Max. power consumption	Lens mount	Focal length	Lens cap	Light source	Working temperature	Dimension	Label
MV-SC2004EM(Mini)	Existence: Pattern existence, spot existence Count: Pattern count, spot count Measurement: Brightness average value, contrast measurement	6.9 μm	1/2.9"	704 × 540	60 fps	Mono	Fast Ethernet	12~24 VDC	7.5 W@24 VDC	M10	6.72 mm	Transparent	White	0~50°C	46 mm × 38 mm × 25 mm	A
MV-SC2004EM	Existence: Pattern existence, spot existence Count: Pattern count, spot count Measurement: Brightness average value, contrast measurement	6.9 μm	1/2.9"	704 × 540	60 fps	Mono	Fast Ethernet	12~24 VDC	22 W@24 VDC	M12	8/12.4/14.8mm	Transparent	White	0~50°C	46 mm × 57.6 mm × 25 mm	B
MV-SC2004EC	Existence: Pattern existence, spot existence Count: Pattern count, spot count Measurement: Brightness average value, contrast measurement, color size Recognition: Color contrast	6.9 μm	1/2.9"	704 × 540	60 fps	Color	Fast Ethernet	12~24 VDC	22 W@24 VDC	M12	8/12.4/14.8mm	Transparent	White	0~50°C	46 mm × 57.6 mm × 25 mm	B
MV-SC2016EM(Mini)	Existence: Pattern existence, spot existence Count: Pattern count, spot count Measurement: Brightness average value, contrast measurement	3.45 μm	1/2.9"	1408 × 1024	60 fps	Mono	Fast Ethernet	12~24 VDC	7.5 W@24 VDC	M10	6.72 mm	Transparent	White	0~50°C	46 mm × 38 mm × 25 mm	A
MV-SC2016EM	Existence: Pattern existence, spot existence Count: Pattern count, spot count Measurement: Brightness average value, contrast measuremen	3.45 μm	1/2.9"	1408 × 1024	60 fps	Mono	Fast Ethernet	12~24 VDC	22 W@24 VDC	M12	8/12.4/14.8mm	Transparent	White	0~50°C	46 mm × 57.6 mm × 25 mm	B
MV-SC2016EC	Existence: Pattern existence, spot existence Count: Pattern count, spot count Measurement: Brightness average value, contrast measurement, color size Recognition: Color contrast	3.45 μm	1/2.9"	1408 × 1024	60 fps	Color	Fast Ethernet	12~24 VDC	22 W@24 VDC	M12	8/12.4/14.8mm	Transparent	White	0~50°C	46 mm × 57.6 mm × 25 mm	B

Dimension

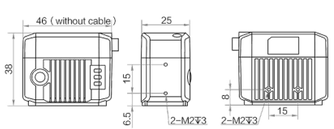

A

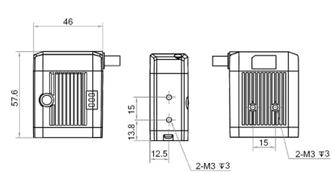

B

Unit:mm

SC3000 Series Vision Sensor

Key Features

- Using embedded hardware platform, high-speed image processing can be carried out.
- Implant high-precision positioning and measurement algorithms, which can detect presence, front and back, position, size, etc.
- Rich IO interface, can access multiple input and output signals.
- Abundant status indicators, real-time grasp of equipment status, convenient for debugging and maintenance.
- The light source lamp cup is ingeniously designed to ensure uniform brightness in the lighting area.
- Support mechanical focusing, easy on-site debugging.
- Support multiple communication modes, such as serial port, TCP, UDP, FTP, EtherNet/IP, Modbus, Profinet, etc.
- CE, FCC, KC certification.

Specifications

Model	Vision tool	Pixel size	Sensor size	Resolution	Max. frame rate	Mono/color	Data Interface	Power Supply	Max. power consumption	Lens mount	Focal length	Lens cap	Light source	Working temperature	Dimension
MV-SC3004M	Count: Pattern count, spot count, edge count Defect detection: Exception detection Existence: Pattern existence, spot existence, edge existence, circle existence, line existence Location: Match location, match calibration Logic tool: If module, condition judge, logic judge, combination judge, string comparison, calculator Measurement: L2L angle, diameter measurement, brightness analysis, contrast measurement, width measurement, P2L measurement, greyscale size, line angle, edge width measurement Recognition: OCR, code recognition	6.9 μm	1/2.9"	704 × 540	100 fps	Mono	Fast Ethernet	24 VDC	48 W@24 VDC	M12	6/12.4/14.8 mm	Transparent,Polarization/ Infrared filter is optional.	White/Red/ Blue/NIR	0~50°C	65.2 mm × 65.2 mm × 47 mm
MV-SC3004C	Count: Pattern count, spot count, edge count Defect detection: Exception detection Existence: Pattern existence, spot existence, edge existence, circle existence, line existence Location: Match location, match calibration Logic tool: If module, condition judge, logic judge, combination judge, string comparison, calculator Measurement: Color size, L2L angle, diameter measurement, brightness analysis, contrast measurement, width measurement, P2L measurement, greyscale size, line angle, edge width measurement Recognition: OCR, color contrast, code recognition, color recognition	6.9 μm	1/2.9"	704 × 540	100 fps	Color	Fast Ethernet	24 VDC	48 W@24 VDC	M12	6/12.4/14.8 mm	Transparent,Polarization/ Infrared filter is optional.	White/Red/ Blue/NIR	0~50°C	65.2 mm × 65.2 mm × 47 mm

Model	Vision tool	Pixel size	Sensor size	Resolution	Max. frame rate	Mono/color	Data Interface	Power Supply	Max. power consumption	Lens mount	Focal length	Lens cap	Light source	Working temperature	Dimension
MV-SC3016M	Count: Pattern count, spot count, edge count Defect detection: Exception detection Existence: Pattern existence, spot existence, edge existence, circle existence, line existence Location: Match location, match calibration Logic tool: If module, condition judge, logic judge, combination judge, string comparison, calculator Measurement: L2L angle, diameter measurement, brightness analysis, contrast measurement, width measurement, P2L measurement, greyscale size, line angle, edge width measurement Recognition: OCR, code recognition	3.45 μm	1/2.9"	1408 × 1024	60 fps	Mono	Fast Ethernet	24 VDC	48 W@24 VDC	M12	6/12.4/14.8 mm	Transparent,Polarization/ Infrared filter is optional.	White/Red/ Blue/NIR	0~50°C	65.2 mm × 65.2 mm × 47 mm
MV-SC3016C	Count: Pattern count, spot count, edge count Defect detection: Exception detection Existence: Pattern existence, spot existence, edge existence, circle existence, line existence Location: Match location, match calibration Logic tool: If module, condition judge, logic judge, combination judge, string comparison, calculator Measurement: Color size, L2L angle, diameter measurement, brightness analysis, contrast measurement, width measurement, P2L measurement, greyscale size, line angle, edge width measurement Recognition: OCR, color contrast, code recognition, color recognition	3.45 μm	1/2.9"	1408 × 1024	60 fps	Color	Fast Ethernet	24 VDC	48 W@24 VDC	M12	6/12.4/14.8 mm	Transparent,Polarization/ Infrared filter is optional.	White/Red/ Blue/NIR	0~50°C	65.2 mm × 65.2 mm × 47 mm
MV-SC3050M	Count: Pattern count, spot count, edge count Defect detection: Exception detection Existence: Pattern existence, spot existence, edge existence, circle existence, line existence Location: Match location, match calibration Logic tool: If module, condition judge, logic judge, combination judge, string comparison, calculator Measurement: L2L angle, diameter measurement, brightness analysis, contrast measurement, width measurement, P2L measurement, greyscale size, line angle, edge width measurement Recognition: OCR, code recognition	3.2 μm	1/1.7"	2368 × 1670	30 fps	Mono	Fast Ethernet	24 VDC	48 W@24 VDC	M12	6/12.4/14.8 mm	Transparent,Polarization/ Infrared filter is optional.	White/Red/ Blue/NIR	0~50°C	65.2 mm × 65.2 mm × 47 mm

Dimension

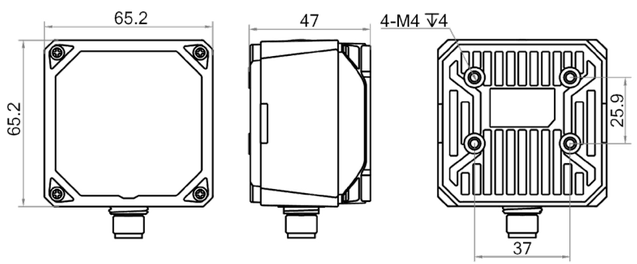

Unit:mm

SC5000 Series Smart Camera

Key Features

- Embedded high-performance visual inspection algorithm, strong performance, simple configuration.
- Support semi-automatic focusing, realize the production of multiple sizes of products corresponding to one device.
- Support large-capacity storage, and can selectively store logs and classified pictures in the device.
- A variety of light sources are optional, adapt to different production environments.
- Rich IO interface, can access multiple input and output signals.
- Abundant status indicators, real-time grasp of equipment status, convenient for debugging and maintenance.
- Support multiple communication modes, such as serial port, TCP, UDP, FTP, EtherNet/IP, Modbus, Profinet, etc.
- CE, FCC, KC certification.

Specifications

Model	Vision tool	Pixel size	Sensor size	Resolution	Max. frame rate	Mono/color	Data interface	Power Supply	Max. power consumption	Lens mount	Focal length	Lens cap	Light source	Working temperature	Dimension	Label
MV-SC5016M*	Count: Pattern count, spot count, edge count Defect detection: Exception detection Existence: Pattern existence, spot existence, edge existence, circle existence, line existence Location: Match location, match calibration Logic tool: If module, condition judge, logic judge, combination judge, character comparison, calculator Measurement: L2L angle, diameter measurement, brightness analysis, contrast measurement, width measurement, P2L measurement, greyscale size, line angle, edge width measurement Recognition: OCR, code recognition	3.45 μm	1/2.9"	1408 × 1024	60 fps	Mono	Gigabit Ethernet	24 VDC	46 W@24 VDC	M12	8/12/16 mm	Transparent. Half polarization/Full polarization is optional	White/Red/Blue/NIR	0~50°C	112.5 mm × 65.5 mm × 63.3 mm	A
MV-SC5016C*	Count: Pattern count, spot count, edge count Defect detection: Exception detection Existence: Pattern existence, spot existence, edge existence, circle existence, line existence Location: Match location, match calibration Logic tool: If module, condition judge, logic judge, combination judge, character comparison, calculator Measurement: Color size, L2L angle, diameter measurement, brightness analysis, contrast measurement, width measurement, P2L measurement, greyscale size, line angle, edge width measurement Recognition: Color recognition, color contrast, OCR, code recognition	3.45 μm	1/2.9"	1408 × 1024	60 fps	Color	Gigabit Ethernet	24 VDC	46 W@24 VDC	M12	8/12/16 mm	Transparent. Half polarization/Full polarization is optional	White/Red/Blue/NIR	0~50°C	112.5 mm × 65.5 mm × 63.3 mm	A
MV-SC5050M	Count: Pattern count, spot count, edge count Defect detection: Exception detection Existence: Pattern existence, spot existence, edge existence, circle existence, line existence Location: Match location, match calibration Logic tool: If module, condition judge, logic judge, combination judge, character comparison, calculator Measurement: L2L angle, diameter measurement, brightness analysis, contrast measurement, width measurement, P2L measurement, greyscale size, line angle, edge width measurement Recognition: OCR, code recognition	3.2 μm	1/1.7"	2368 × 1760	40 fps	Mono	Gigabit Ethernet	24 VDC	46 W@24 VDC	M12	8/12/16 mm	Transparent. Half polarization/Full polarization is optional	White/Red/Blue/NIR	0~50°C	112.5 mm × 65.5 mm × 63.3 mm	A

Model	Vision tool	Pixel size	Sensor size	Resolution	Max. frame rate	Mono/color	Data interface	Power Supply	Max. power consumption	Lens mount	Focal length	Lens cap	Light source	Working temperature	Dimension	Label
MV-SC5060M	Count: Pattern count, spot count, edge count Defect detection: Exception detection Existence: Pattern existence, spot existence, edge existence, circle existence, line existence Location: Match location, match calibration Logic tool: If module, condition judge, logic judge, combination judge, character comparison, calculator Measurement: L2L angle, diameter measurement, brightness analysis, contrast measurement, width measurement, P2L measurement, greyscale size, line angle, edge width measurement Recognition: OCR, code recognition	2.4 μm	1/1.8"	3072 × 2048	30 fps	Mono	Gigabit Ethernet	24 VDC	20 W@24 VDC	M12	8/12 mm	Transparent. Half polarization/Full polarization is optional	White/Red/ Blue/NIR	0~50°C	112.5 mm × 65.5 mm × 63.3 mm	A
MV-SC5060M-00C-NNN	Count: Pattern count, spot count, edge count Defect detection: Exception detection Existence: Pattern existence, spot existence, edge existence, circle existence, line existence Location: Match location, match calibration Logic tool: If module, condition judge, logic judge, combination judge, character comparison, calculator Measurement: L2L angle, diameter measurement, brightness analysis, contrast measurement, width measurement, P2L measurement, greyscale size, line angle, edge width measurement Recognition: OCR, code recognition	2.4 μm	1/1.8"	3072 × 2048	30 fps	Mono	Gigabit Ethernet	24 VDC	7.5 W@24 VDC	C	/	Transparent	Not included	0~50°C	109.5 mm × 64.4 mm × 109 mm	B
MV-SC5120M-00C-NNN	Count: Pattern count, spot count, edge count Existence: Pattern existence, spot existence, edge existence, circle existence, line existence Location: Match location, match calibration Logic tool: If module, condition judge, logic judge, combination judge, character comparison, calculator Measurement: L2L angle, diameter measurement, brightness analysis, contrast measurement, width measurement, P2L measurement, greyscale size, line angle, edge width measurement Recognition: OCR, code recognition	3.2 μm	1"	4096 × 3072	24 fps	Mono	Gigabit Ethernet	24 VDC	7.5 W@24 VDC	C	/	Transparent	Not included	0~50°C	109.5 mm × 64.4 mm × 109 m	B
MV-SC5200M-00C-NNN	Count: Pattern count, spot count, edge count Existence: Pattern existence, spot existence, edge existence, circle existence, line existence Location: Match location, match calibration Logic tool: If module, condition judge, logic judge, combination judge, character comparison, calculator Measurement: L2L angle, diameter measurement, brightness analysis, contrast measurement, width measurement, P2L measurement, greyscale size, line angle, edge width measurement Recognition: OCR, code recognition	2.4 μm	1"	5440 × 3648	20 fps	Mono	Gigabit Ethernet	24 VDC	7.5 W@24 VDC	C	/	Transparent	Not included	0~50°C	109.5 mm × 64.4 mm × 109 mm	B

Notice:* will be released soon.

Dimension

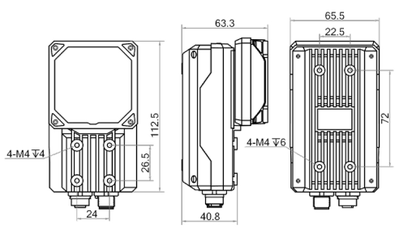

A

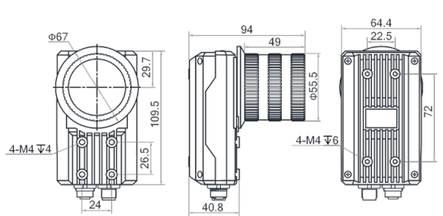

B

Unit:mm

SC7000P Series Smart Camera

Key Features

- Built-in vision tools of deep learning to achieve character and object recognition, object sorting, etc.
- Support semi-automatic focusing to realize the production of products in multiple sizes with one equipment.
- Mass storage supported, selectively store device logs and classified pictures.
- A variety of light sources are available for selection to adapt to different production environments.
- Rich IO interfaces provide access for multiple input and output signals.
- Multiple LED indicators indicating realtime status for debugging and maintenance.
- Support multiple communication modes, such as serial port, TCP, UDP, FTP, EtherNet/IP, Modbus, Profinet, etc.
- CE, FCC, KC certification.

Specifications

Model	Vision tool	Pixel size	Sensor size	Resolution	Max. frame rate	Mono/color	Data interface	Power Supply	Max. power consumption	Lens mount	Focal length	Lens cap	Light source	Working temperature	Dimension	Label
MV-SC7016PM*	Count: Pattern count, spot count, edge count Defect detection: Exception detection Existence: Pattern existence, spot existence, edge existence, circle existence, line existence Location: Match location, match calibration Logic tool: If module, condition judge, logic judge, combination judge, string comparison, calculator Measurement: L2L angle, diameter measurement, brightness analysis, contrast measurement, width measurement, P2L measurement, greyscale size, line angle, edge width measurement Recognition: OCR, code recognition, DL classification, DL object detection	3.45 μm	1/2.9"	1408 × 1024	60 fps	Mono	Gigabit Ethernet	24 VDC	46 W@24 VDC	M12	8/12/16 mm	Transparent. Half polarization/Full polarization is optional	White	0~50°C	112.5 mm × 65.5 mm × 63.3 mm	A
MV-SC7016PC*	Count: Pattern count, spot count, edge count Defect detection: Exception detection Existence: Pattern existence, spot existence, edge existence, circle existence, line existence Location: Match location, match calibration Logic tool: If module, condition judge, logic judge, combination judge, character comparison, calculator Measurement: Color size, L2L angle, diameter measurement, brightness analysis, contrast measurement, width measurement, P2L measurement, greyscale size, line angle, edge width measurement Recognition: Color recognition, color contrast, OCR, code recognition, DL classification, DL object detection	3.45 μm	1/2.9"	1408 × 1024	60 fps	Color	Gigabit Ethernet	24 VDC	46 W@24 VDC	M12	8/12/16 mm	Transparent. Half polarization/Full polarization is optional	White	0~50°C	112.5 mm × 65.5 mm × 63.3 mm	A
MV-SC7050PM	Count: Pattern count, spot count, edge count Defect detection: Exception detection Existence: Pattern existence, spot existence, edge existence, circle existence, line existence Location: Match location, match calibration Logic tool: If module, condition judge, logic judge, combination judge, string comparison, calculator Measurement: L2L angle, diameter measurement, brightness analysis, contrast measurement, width measurement, P2L measurement, greyscale size, line angle, edge width measurement Recognition: OCR, code recognition, DL classification, DL object detection	3.2 μm	1/1.7"	2368 × 1760	40 fps	Mono	Gigabit Ethernet	24 VDC	46 W@24 VDC	M12	8/12/16 mm	Transparent. Half polarization/Full polarization is optional	White/Red/Blue/NIR	0~50°C	112.5 mm × 65.5 mm × 63.3 mm	A

Model	Vision tool	Pixel size	Sensor size	Resolution	Max. frame rate	Mono/color	Data interface	Power Supply	Max. power consumption	Lens mount	Focal length	Lens cap	Light source	Working temperature	Dimension	Label
MV-SC7060PM	Count: Pattern count, spot count, edge count Defect detection: Exception detection Existence: Pattern existence, spot existence, edge existence, circle existence, line existence Location: Match location, match calibration Logic tool: If module, condition judge, logic judge, combination judge, string comparison, calculator Measurement: L2L angle, diameter measurement, brightness analysis, contrast measurement, width measurement, P2L measurement, greyscale size, line angle, edge width measurement Recognition: OCR, code recognition, DL classification, DL object detection	2.4 μm	1/1.8"	3072 × 2048	30 fps	Mono	Gigabit Ethernet	24 VDC	20 W@24 VDC	M12	8/12 mm	Transparent. Half polarization/Full polarization is optional	White/Red/ Blue/NIR	0~50°C	112.5 mm × 65.5 mm × 63.3 mm	A
MV-SC7060PM-00C-NNN	Count: Pattern count, spot count, edge count Defect detection: Exception detection Existence: Pattern existence, spot existence, edge existence, circle existence, line existence Location: Match location, match calibration Logic tool: If module, condition judge, logic judge, combination judge, string comparison, calculator Measurement: L2L angle, diameter measurement, brightness analysis, contrast measurement, width measurement, P2L measurement, greyscale size, line angle, edge width measurement Recognition: OCR, code recognition, DL classification, DL object detection	2.4 μm	1/1.8"	3072 × 2048	30 fps	Mono	Gigabit Ethernet	24 VDC	7.5 W@24 VDC	C	/	Transparent	Not included	0~50°C	109.5 mm × 64.4 mm × 109 mm	B
MV-SC7120PM-00C-NNN	Count: Pattern count, spot count, edge count Defect detection: Exception detection Existence: Pattern existence, spot existence, edge existence, circle existence, line existence Location: Match location, match calibration Logic tool: If module, condition judge, logic judge, combination judge, string comparison, calculator Measurement: L2L angle, diameter measurement, brightness analysis, contrast measurement, width measurement, P2L measurement, greyscale size, line angle, edge width measurement Recognition: OCR, code recognition, DL classification, DL object detection	3.2 μm	1"	4096 × 3072	24 fps	Mono	Gigabit Ethernet	24 VDC	7.5 W@24 VDC	C	/	Transparent	Not included	0~50°C	109.5 mm × 64.4 mm × 109 m	B
MV-SC7200PM-00C-NNN	Count: Pattern count, spot count, edge count Defect detection: Exception detection Existence: Pattern existence, spot existence, edge existence, circle existence, line existence Location: Match location, match calibration Logic tool: If module, condition judge, logic judge, combination judge, string comparison, calculator Measurement: L2L angle, diameter measurement, brightness analysis, contrast measurement, width measurement, P2L measurement, greyscale size, line angle, edge width measurement Recognition: OCR, code recognition, DL classification, DL object detection	2.4 μm	1"	5440 × 3648	20 fps	Mono	Gigabit Ethernet	24 VDC	7.5 W@24 VDC	C	/	Transparent	Not included	0~50°C	109.5 mm × 64.4 mm × 109 mm	B

Notice:* will be released soon.

Dimension

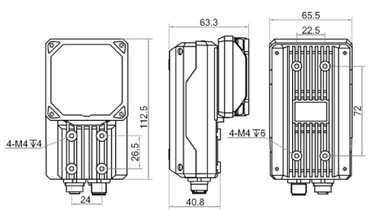

A

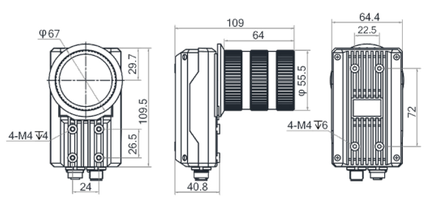

B

Unit:mm



Open Platform Smart Camera

Key Features

- Excellent sensor platform for high-speed image data acquisition.
- Open platform for users to develop their own application based systems.
- Rich IO interface, can access multiple input signals and output signals, and can be connected with on-site industrial equipment.
- Supports multiple trigger modes (single frame trigger, multi-frame trigger), and the image acquisition mode can be selected according to the application.
- Supports LED indicators for log saving and exporting.
- Support expansion interface expansion to response different application requirements.
- CE, FCC, RoHS certification.

Specifications

Model	Sensor model	Pixel size	Sensor size	Resolution	Max. frame rate	Mono/color	Data interface	Power Supply	Max. power consumption	Lens mount	Lens cap	Light source	Working temperature	Dimension
MV-SI608-38GM	PYTHON1300	4.8 μm	1/2"	1280 × 1024	80 fps	Mono	Gigabit Ethernet	24 VDC	34 W@24 VDC	C	Transparent	White	0~50°C	126 mm × 66 mm × 113.2 mm
MV-SI608-38GC	PYTHON1300	4.8 μm	1/2"	1280 × 1024	80 fps	Color	Gigabit Ethernet	24 VDC	34 W@24 VDC	C	Transparent	White	0~50°C	126 mm × 66 mm × 113.2 mm
MV-SI618-08GM	PYTHON2000	4.8 μm	2/3"	1920 × 1200	50 fps	Mono	Gigabit Ethernet	24 VDC	34 W@24 VDC	C	Transparent	White	0~50°C	126 mm × 66 mm × 113.2 mm
MV-SI628-38GM	PYTHON5000	4.8 μm	1"	2592 × 2048	30 fps	Mono	Gigabit Ethernet	24 VDC	34 W@24 VDC	C	Transparent	White	0~50°C	126 mm × 66 mm × 113.2 mm
MV-SI628-38GC	PYTHON5000	4.8 μm	1"	2592 × 2048	30 fps	Color	Gigabit Ethernet	24 VDC	34 W@24 VDC	C	Transparent	White	0~50°C	126 mm × 66 mm × 113.2 mm
MV-SI638-08GM	IMX178	2.4 μm	1/1.8"	3072 × 2048	30 fps	Mono	Gigabit Ethernet	24 VDC	24 W@24 VDC	C	Transparent	White	0~50°C	126 mm × 66 mm × 113.2 mm
MV-SI638-08GC	IMX178	2.4 μm	1/1.8"	3072 × 2048	20 fps	Color	Gigabit Ethernet	24 VDC	24 W@24 VDC	C	Transparent	White	0~50°C	126 mm × 66 mm × 113.2 mm
MV-SI648-08GM	IMX267	3.45 μm	1"	4096 × 2160	14 fps	Mono	Gigabit Ethernet	24 VDC	24 W@24 VDC	C	Transparent	White	0~50°C	126 mm × 66 mm × 113.2 mm
MV-SI668-07GM	IMX183	2.4 μm	1"	5427 × 3648	10 fps	Mono	Gigabit Ethernet	24 VDC	24 W@24 VDC	C	Transparent	Not included	0~50°C	126 mm × 66 mm × 113.2 mm
MV-SI668-08GM	IMX183	2.4 μm	1"	5427 × 3648	10 fps	Mono	Gigabit Ethernet	24 VDC	24 W@24 VDC	C	Transparent	White	0~50°C	126 mm × 66 mm × 113.2 mm

Dimension

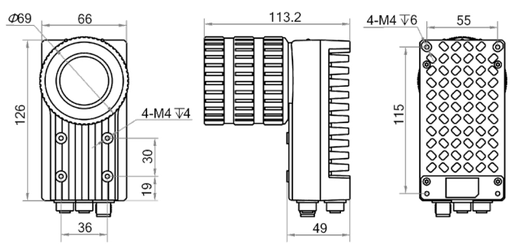

Unit:mm

Smart Code Reader

ID2000 Series Smart Code Reader

Key Features

- Ultra-small structure, suitable for various types of machines and compact workstations.
- Support reading multiple codes, such as Code 39, Code 93, Code 128, CodaBar, EAN, ITF25, QR, DM, etc.
- Design multi-color LED light source, adopt asymmetrical arrangement, and cover more evenly.
- Built-in LED sight, clearly indicating the field of view, quick installation and adjustment.
- Front waterproof debugging button,and support external hands-on trigger.
- Abundant IO interface and direct plug-in power interface, convenient for wiring.

Specifications

Model	Sensor size	Pixel size	Resolution	Max. frame rate	Max. reading speed	Client software	Data interface	Power Supply	Max. power consumption	Focal Length	Working distance	Light source	Aiming system	Working temperature	Dimension	Label
MV-ID2004M-06S-xBy	1/2.9"	6.9 μm	704 × 540	60 fps	41 codes/sec	IDMVS	Fast Ethernet	12~24 VDC	10.6 W@24 VDC	6.72 mm	40~120 mm	Red/Blue/White	Orange LED	0~50°C	46 mm × 38 mm × 25 mm	A
MV-ID2004M-06S-xBy-U	1/2.9"	6.9 μm	704 × 540	60 fps	38 codes/sec	IDMVS	USB2.0	5 VDC,USB3.0	4.6 W@5 VDC	6.72 mm	40~120 mm	Red/Blue/White	Green LED	0~50°C	46 mm × 38 mm × 25 mm	A
MV-ID2004M-16T	1/2.9"	6.9 μm	704 × 540	60 fps	45 codes/sec	IDMVS	Fast Ethernet	12~24 VDC	11 W@12 VDC	16 mm	100~400 mm	Red	Orange LED	0~50°C	46 mm × 40 mm × 25 mm	C
MV-ID2010M-05M-WLR	1/4"	3 μm	1280 × 800	50 fps	34 codes/sec	IDMVS	Fast Ethernet	12~24 VDC	6.24 W@24 VDC	5 mm	110 mm	White	Cross laser	0~50°C	46 mm × 38 mm × 25 mm	B
MV-ID2010M-05M-WLR-U	1/4"	3 μm	1280 × 800	50 fps	32 codes/sec	IDMVS	USB2.0	5 VDC,USB3.0	4.4 W@5 VDC	5 mm	110 mm	White	Cross laser	0~50°C	46 mm × 38 mm × 25 mm	B
MV-ID2013M-06S -xBy	1/2.7"	4 μm	1280 × 1024	60 fps	45 codes/sec	IDMVS	Fast Ethernet	12~24 VDC	10.6 W@24 VDC	6.72 mm	40~120 mm	Red/Blue/White	Green LED	0~50°C	46 mm × 38 mm × 25 mm	A
MV-ID2013M-16S-RBN	1/2.7"	4 μm	1280 × 1024	60 fps	45 codes/sec	IDMVS	Fast Ethernet	12~24 VDC	24 W@12 VDC	16 mm	105~150 mm	Red	/	0~50°C	46 mm × 25 mm × 57.6 mm	E
MV-ID2013M-25S-RBN	1/2.7"	4 μm	1280 × 1024	60 fps	45 codes/sec	IDMVS	Fast Ethernet	12~24 VDC	24 W@12 VDC	25 mm	170~200 mm	Red	/	0~50°C	46 mm × 25 mm × 57.6 mm	E
MV-ID2013M-00C-NNN	1/2.7"	4 μm	1280 × 1024	60 fps	45 codes/sec	IDMVS	Fast Ethernet	12~24 VDC	6 W@12 VDC	/	/	/	/	0~50°C	29 mm × 29 mm × 42 mm	F
MV-ID2013EM-05-xBy	1/4"	2.7 μm	1280 × 1024	50 fps	30 codes/sec	IDMVS	Fast Ethernet	12~24 VDC	3.5 W@12 VDC	4.7 mm	/	Red/White	Green LED	0~50°C	45 mm × 43 mm × 25 mm	D
MV-ID2013EM-05-xBy-U	1/4"	2.7 μm	1280 × 1024	50 fps	30 codes/sec	IDMVS	USB2.0	5 VDC,USB3.0	2.5 W@5 VDC	4.7 mm	/	Red/White	Green LED	0~50°C	45 mm × 43 mm × 25 mm	D
MV-ID2013EM-05N-xBy	1/4"	2.7 μm	1280 × 1024	50 fps	30 codes/sec	IDMVS	Fast Ethernet	12~24 VDC	3.5 W@12 VDC	4.7 mm	120 mm	Red/White	Green LED	0~50°C	45 mm × 43 mm × 25 mm	D
MV-ID2013EM-05N-xBy-U	1/4"	2.7 μm	1280 × 1024	50 fps	30 codes/sec	IDMVS	USB2.0	5 VDC,USB3.0	2.5 W@5 VDC	4.7 mm	120 mm	Red/White	Green LED	0~50°C	45 mm × 43 mm × 25 mm	D
MV-ID2016M-06S-xBy	1/2.9"	3.45 μm	1408 × 1024	60 fps	45 codes/sec	IDMVS	Fast Ethernet	12~24 VDC	10.6 W@24 VDC	6.72 mm	40~120 mm	Red/Blue/White	Green LED	0~50°C	46 mm × 38 mm × 25 mm	A

Model	Sensor size	Pixel size	Resolution	Max. frame rate	Max. reading speed	Client software	Data interface	Power Supply	Max. power consumption	Focal Length	Working distance	Light source	Aiming system	Working temperature	Dimension	Label
MV-ID2016M-06S-xBy-U	1/2.9"	3.45 μm	1408 × 1024	60 fps	45 codes/sec	IDMVS	USB2.0	5 VDC,USB3.0	4.6 W@5 VDC	6.72 mm	40~120 mm	Red/Blue/White	Green LED	0~50°C	46 mm × 38 mm × 25 mm	A
MV-ID2016M-16T	1/2.9"	3.45 μm	1408 × 1024	60 fps	45 codes/sec	IDMVS	Fast Ethernet	12~24 VDC	11 W@12 VDC	16 mm	100~400 mm	Red	Orange LED	0~50°C	46 mm × 40 mm × 25 mm	C
MV-ID2016M-16S-RBN	1/2.9"	3.45 μm	1408 × 1024	60 fps	45 codes/sec	IDMVS	Fast Ethernet	12~24 VDC	24 W@12 VDC	16 mm	105~150 mm	Red	/	0~50°C	46 mm × 25 mm × 57.6 mm	E
MV-ID2016M-25S-RBN	1/2.9"	3.45 μm	1408 × 1024	60 fps	45 codes/sec	IDMVS	Fast Ethernet	12~24 VDC	24 W@12 VDC	25 mm	170~200 mm	Red	/	0~50°C	46 mm × 25 mm × 57.6 mm	E
MV-ID2016M-00C-NNN	1/2.9"	3.45 μm	1408 × 1024	60 fps	45 codes/sec	IDMVS	Fast Ethernet	12~24 VDC	6 W@12 VDC	/	/	/	/	0~50°C	29 mm × 29 mm × 42 mm	F

Notice: x products with different light source
y represents polarization or not

Dimension

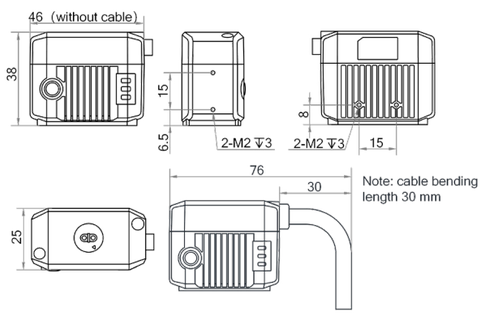

A

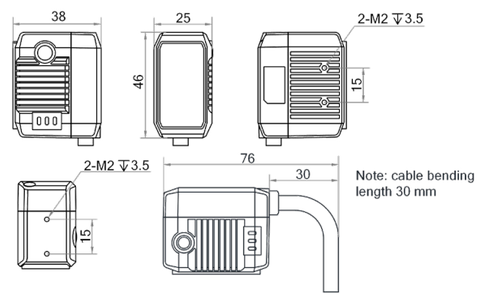

B

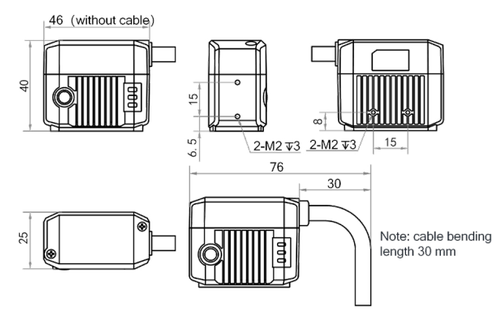

C

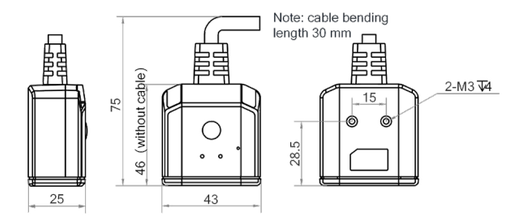

D

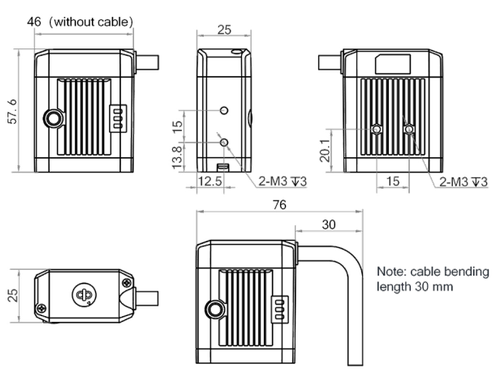

E

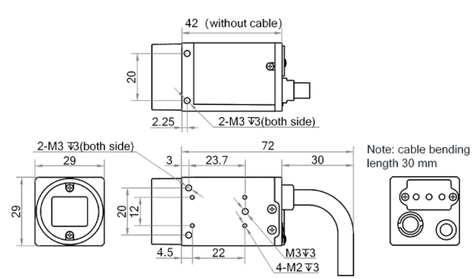

F

Unit:mm

ID3000 Series Smart Code Reader

Key Features

- Excellent Sensor, support high-speed acquisition rate with high-quality images.
- Support reading multiple codes, such as Code 39, Code 93, Code 128, CodaBar, EAN, ITF25, QR, DM, etc.
- Adopt multiple IO interfaces for input and output signals.
- Ring indicator light on the top for quick observation of working status.
- External waterproof debugging button, support external manual trigger and one-key settings.
- Bilateral side waistline result indicator, multi-angle visible OK/NG status in code reading.
- Modular light source design, controllable branch and convenient replacement.
- IP67 protection, cope with harsh industrial application environment.

Specifications

Model	Sensor size	Pixel size	Resolution	Max. frame rate	Max. reading speed	Client software	Data interface	Power Supply	Max. power consumption	Focal Length	Lens mount	Lens cap	Light source	Working temperature	Dimension	Label
MV-ID3004PM	1/2.9"	6.9 μm	704 × 540	60 fps	87 codes/sec	IDMVS	Fast Ethernet	24 VCD	20 W@24 VDC	6/12/14.8 mm	M12, manual focus	Transparent. Polarization is optional.	Spotlight white. Spotlight red/blue/IR, and wide-angle white/red/blue is is optional.	0~50°C	65.2 mm × 65.2 mm × 42 mm	A
											M12, mechanical autofocus				65.2 mm × 65.2 mm × 42 mm	B
MV-ID3013PM	1/2.7"	4 μm	1280 × 1024	60 fps	84 codes/sec	IDMVS	Fast Ethernet	24 VDC	20 W@24 VDC	6/12/14.8 mm	M12, mechanical autofocus	Half polarized. Polarized/Transparent is optional.	White.Red/blue/IR is optional.	0~50°C	65.2 mm × 65.2 mm × 47 mm	C
MV-ID3016PM	1/2.9"	3.45 μm	1408 × 1024	60 fps	84 codes/sec	IDMVS	Fast Ethernet	24 VCD	20 W@24 VDC	6/12/14.8 mm	M12, manual focus	Transparent. Polarization is optional.	Spotlight white. Spotlight red/blue/IR, and wide-angle white/red/blue is is optional.	0~50°C	65.2 mm × 65.2 mm × 42 mm	A
											M12, mechanical autofocus				65.2 mm × 65.2 mm × 42 mm	B
MV-ID3050PM	1/1.7"	3.2 μm	2368 × 1760	30 fps	60 codes/sec	IDMVS	Fast Ethernet	24 VDC	47.5 W@24 VDC	8/12/16/25 mm	M12, mechanical autofocus	Half polarized. Polarized/Transparent is optional.	White.Red/blue/IR is optional.	0~50°C	65.2 mm × 65.2 mm × 47 mm	C

Dimension

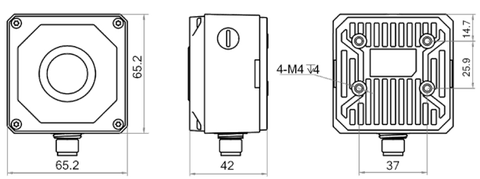

A

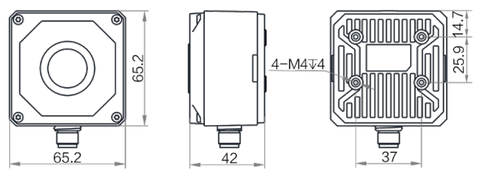

B

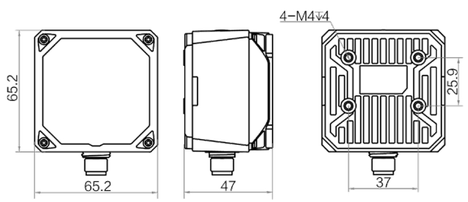

C

Unit:mm



ID5000 Series Smart Code Reader

Key Features

- Select 4.9MP-20MP high-performance sensor, high-speed image data acquisition and excellent image quality.
- Support reading multiple codes, such as Code 39, Code 93, Code 128, CodaBar, EAN, ITF25, QR, DM,PDF417, etc.
- Built-in deep learning code reading algorithm. Adapt to a variety of complex working conditions with robustness.
- Optional mechanical focus lens, auto-focusing and easy debugging.
- Support digital scoring of coding level.
- Multifunctional indicator on the top. Support customization and quickly observe the working status.
- Support multiple communication modes, such as TCP/IP, Serial, FTP, PROFINET, Ethernet/IP, etc.

Specifications

Model	Sensor size	Pixel size	Resolution	Max. frame rate	Max. reading speed	Client software	Data interface	Power Supply	Max. power consumption	Focal Length	Lens mount	Lens cap	Light source	Working temperature	Dimension	Label
MV-ID5050M-xxS-WBN	1/1.7"	3.2 μm	2368 × 1760	40 fps	90 codes/sec	IDMVS	Gigabit Ethernet	24 VDC	60 W@24 VDC	8/12/16/25 mm	M12	Half polarized.Polarized/ Transparent is optional.	White/Red/Blue/NIR	0~50°C	112.5 mm × 65.5 mm × 63.3 mm	A
MV-ID5060M-xxS-WBN	1/1.8"	2.4 μm	3072 × 2048	30 fps	90 codes/sec	IDMVS	Gigabit Ethernet	24 VDC	20 W@24 VDC	8/12/16/25 mm	M12	Transparent.Polarization is optional.	White/Red/Blue/NIR	0~50°C	118.7 mm × 78 mm × 73.2 mm	B
MV-ID5060M-00C-WBN	1/1.8"	2.4 μm	3072 × 2048	30 fps	90 codes/sec	IDMVS	Gigabit Ethernet	24 VDC	20 W@24 VDC	/	C	Transparent.Polarization is optional.	White/Red/Blue/NIR	0~50°C	118.7 mm × 78 mm × 92.7 mm	C
MV-ID5060M-00C-NNN	1/1.8"	2.4 μm	3072 × 2048	30 fps	90 codes/sec	IDMVS	Gigabit Ethernet	24 VDC	20 W@24 VDC	/	C	Transparent	Not included	0~50°C	109.5 mm × 64.4 mm × 109 mm	D
MV-ID5120M-00C-NNN	1"	3.2 μm	4096 × 3072	28 fps	84 codes/sec	IDMVS	Gigabit Ethernet	12~24 VDC	12 W@24 VDC	/	C	Included	Not included	0~50°C	109.5 mm × 64.4 mm × 109 mm	D
MV-ID5200M-00C-NNN	1"	2.4 μm	5440 × 3648	20 fps	36 codes/sec	IDMVS	Gigabit Ethernet	12~24 VDC	12 W@24 VDC	/	C	Transparent.Polarization is optional.	Not included	0~50°C	109.5 mm × 64.4 mm × 109 mm	D

Notice: xx products with different focal Lengths

Dimension

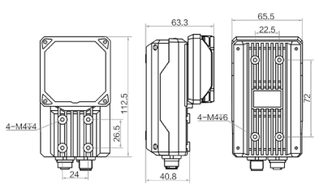

A

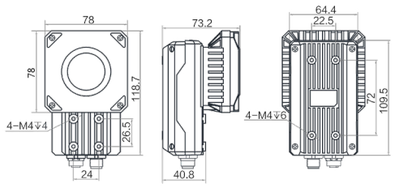

B

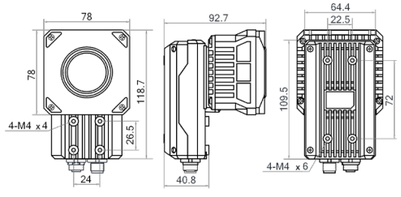

C

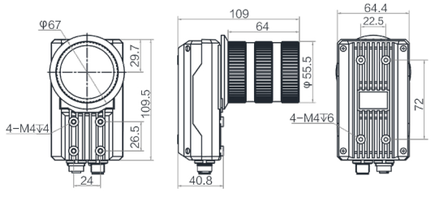

D

Unit:mm

ID6000 Series Logistics Code Reader

Key Features

- Provide 20MP and 12MP ultra high resolution, covering a enormous field of view.
- Provide 12MP high-resolution global shutter, adapt to high-speed scenes and provide 4K horizontal resolution.
- Provide logistics-specific deep learning barcode reading algorithms to deal with various types of distortion, wrinkles, dirt, and broken barcodes in logistics scenarios.
- Support multiple barcode recognition and waybill cutout.
- Gigabit transmission, support original image output and archive.
- Support networking, construct multi-code reader system through codemaster.

Specifications

Model	Sensor size	Pixel size	Resolution	Max. frame rate	Max. reading speed	Client software	Data interface	Power Supply	Max. power consumption	Lens mount	Lens cap	Light source	Working temperature	Dimension	Label
MV-ID6120PM-00C-NNG	1"	3.2 μm	4096 × 3072	28 fps	84 codes/sec	IDMVS	Gigabit Ethernet	12~24 VDC	12 W@24 VDC	C	Included	Not included	0~50°C	126 mm × 66 mm ×113.2 mm	A
MV-ID6200EM-00C-NNG	1"	2.4 μm	5440 × 3648	10 fps	30 codes/sec	IDMVS	Gigabit Ethernet	12~24 VDC	12 W@24 VDC	C	Not included	Not included	0~50°C	126 mm × 66 mm × 55.3 mm	B
MV-ID6200M-00C-NNG	1"	2.4 μm	5440 × 3648	20 fps	60 codes/sec	IDMVS	Gigabit Ethernet	12~24 VDC	12 W@24 VDC	C	Included	Not included	0~50°C	126 mm × 66 mm × 113.2 mm	A

Dimension

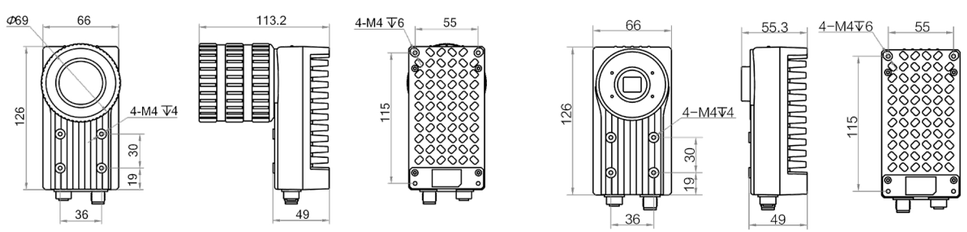

A B

Unit:mm

ID7000 Series Logistics Code Reader

Key Features

- Adopt high-quality linescan sensor to achieve coverage of more than 1.4m in narrow visual space.
- Built-in deep learning code reading algorithm to efficiently read bar codes of various types.
- Support real-time variable speed adjustment, support the whole image stitch transmission.
- Rich IO functions, support encoder, RS232 serial transmission protocol.
- Optional bottom reflectors of different lengths with reflector cleaning mechanism can be added.
- Support SmartSDK, TCP, UDP, Serial, FTP, HTTP and other communication protocols.

Specifications

Model	Max. line frequency	Resolution	Client software	Data interface	Power Supply	Max. power consumption	Focal Length	Working distance	Field of view	Lens mount	Working temperature	Dimension
MV-ID7080EM-35F-WHA	15 kHz	8K	IDMVS	Gigabit Ethernet	48 VDC	180 W@48VDC	35 mm	1000 mm	1000 mm	F	0~50°C	608.3 mm × 127.6 mm × 167.1 mm
MV-ID7080PM-35F-WHA	20 kHz	8K	IDMVS	Gigabit Ethernet	48 VDC	180 W@48VDC	35 mm	1000 mm	1200 mm	F	0~50°C	608.3 mm × 127.6 mm × 167.1 mm

Dimension

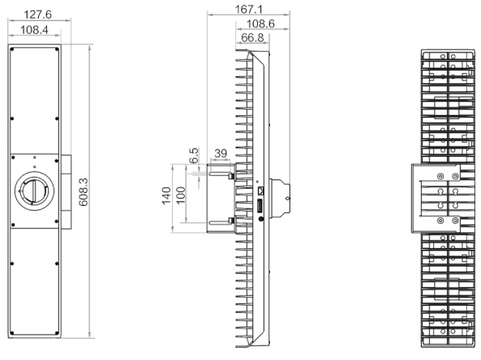

Unit:mm



PD Series Integration Code Reader

Key Features

- Integrated structure design of camera lens and light source, high integration, ready to use out of the box, convenient installation and debugging.
- Built-in deep learning code reading algorithm, efficient reading of various logistics barcodes.
- Realize the collection and fusion of images and data; provide local storage and upload, traceability basis.
- Adopt professional optical design, high energy utilization rate, stable performance and long service life of lamp beads.
- Adjustable light source brightness, strong environmental adaptability.
- Seamless docking of common express logistics management system to provide real-time effective data for logistics and production enterprises.

Specifications

Model	Max. frame rate	Resolution	Data interface	Power Supply	Max. power consumption	Focal Length	Working distance	Field of view	Depth of field	Uniformity	Luminous flux	Color temperature	Working temperature	Dimension	Label
MV-PD010003-21IH	16 fps	3072 × 2048	Gigabit Ethernet	24 VDC	28 W@24 VDC	12 mm	1050 mm	650 mm × 440 mm	600 mm	0.53	2500 lm	5700 K	0~50°C	153.4 mm × 164.4 mm × 159.1 mm	A
MV-PD010003-23IH	10 fps	4096 × 3000	Gigabit Ethernet	24 VDC	45 W@24 VDC	16 mm	1870 mm	870 mm × 635 mm	700 mm	0.56	4200 lm	6500 K	0~50°C	153.4 mm × 164.4 mm × 159.1 mm	B

Dimension

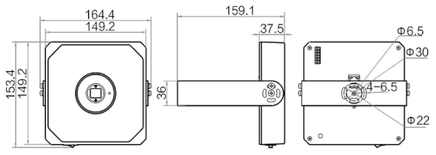

A

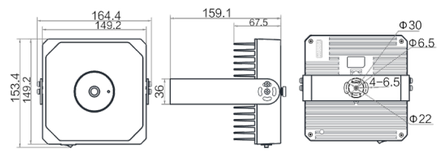

B

Unit:mm

IDH Series Handheld Smart Code Reader

Key Features

- The self-developed bar code recognition algorithm, efficiently read the mainstream code types.
- Strong robustness, can effectively deal with the situations of dirty bar codes, defects, low contrast and the like.
- Visual laser or LED aiming, clear indication of target field of view, quick installation and adjustment.
- Reliable and durable structural design.

Specifications

Model	Sensor size	Pixel size	Resolution	Frame rate	Min. accuracy	Client software	Data interface	Power Supply	Max. power consumption	Focal length	Lens mount	Light source	Aiming	Working temperature	Dimension	Label
MV-IDH7010P-07-NR-L*	1/4"	3 μm	1280 × 800	50 fps	3 mil	IDMVS	Fast Ethernet,RS-232	12~24 VDC	6 W@24 VDC	6.7 mm	M5.8	Direct: white LED; Diffused reflection: red LED	Cross laser aiming	-20~50°C	73.4 mm × 104 mm × 229.5 mm	A
MV-IDH7010P-07-NR-U*	1/4"	3 μm	1280 × 800	50 fps	3 mil	IDMVS	USB2.0	12~24 VDC	6 W@24 VDC	6.7 mm	M5.8	Direct: white LED; Diffused reflection: red LED	Cross laser aiming	-20~50°C	73.4 mm × 104 mm × 229.5 mm	A
MV-IDH7010P-07-SR-L	1/4"	3 μm	1280 × 800	50 fps	4 mil	IDMVS	Fast Ethernet,RS-232	12~24 VDC	6 W@24 VDC	6.7 mm	M5.8	Direct: white LED; Diffused reflection: red LED	Cross laser aiming	-20~50°C	73.4 mm × 104 mm × 229.5 mm	A
MV-IDH7010P-07-SR-U	1/4"	3 μm	1280 × 800	50 fps	4 mil	IDMVS	USB2.0	12~24 VDC	6 W@24 VDC	6.7 mm	M5.8	Direct: white LED; Diffused reflection: red LED	Cross laser aiming	-20~50°C	73.4 mm × 104 mm × 229.5 mm	A
MV-IDH7010B-07-NR-L*	1/4"	3 μm	1280 × 800	50 fps	3 mil	IDMVS	Fast Ethernet,RS-232	12~24VDC	7.5 W@12 VDC	6.7 mm	M5.8	Direct: white LED; Diffused reflection: red LED	Cross laser aiming	-20~50°C	73.4 mm × 104 mm × 215.2 mm	B
MV-IDH7010B-07-NR-U*	1/4"	3 μm	1280 × 800	50 fps	3 mil	IDMVS	USB2.0	12~24VDC	7.5 W@12 VDC	6.7 mm	M5.8	Direct: white LED; Diffused reflection: red LED	Cross laser aiming	-20~50°C	73.4 mm × 104 mm × 215.3 mm	B
MV-IDH7010B-07-SR-L*	1/4"	3 μm	1280 × 800	50 fps	4 mil	IDMVS	Fast Ethernet,RS-232	12~24VDC	7.5 W@12 VDC	6.7 mm	M5.8	Direct: white LED; Diffused reflection: red LED	Cross laser aiming	-20~50°C	73.4 mm × 104 mm × 215.4 mm	B
MV-IDH7010B-07-SR-U*	1/4"	3 μm	1280 × 800	50 fps	4 mil	IDMVS	USB2.0	12~24VDC	7.5 W@12 VDC	6.7 mm	M5.8	Direct: white LED; Diffused reflection: red LED	Cross laser aiming	-20~50°C	73.4 mm × 104 mm × 215.5 mm	B

Notice:* will be released soon.

Dimension

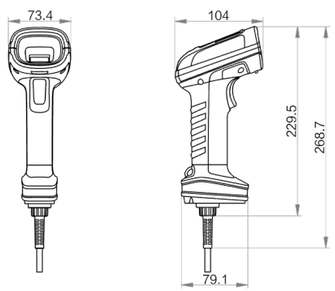

A

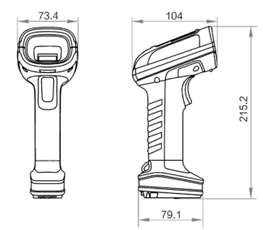

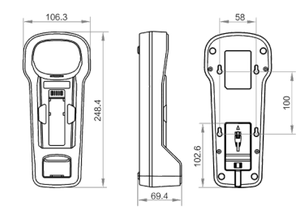

B

Unit:mm

3D Camera

Line Laser 3D Camera

Key Features

- Built-in wide dynamic image processing algorithm and high-precision measurement algorithm.
- Optimized efficiency up to 3m/s.
- High power laser module, wider dynamic range.
- Narrow band filter, stronger anti-interference ability.
- Precise exposure synchronization, stable performance.
- Support the output of volume (length, width, height and integral volume), point cloud and feature coordinate.

Specifications

Model	Near FOV	Far FOV	Clearance distance (CD)	Measurement range (MR)	Detection accuracy	Inspection speed	Scan frame rate	Data type	Trigger mode	Laser safety class	Data interface	Power supply	Power consumption	Working temperature	Dimension	Label
MV-DL1617-05L(metrological certification package)	1000 mm	2235 mm	750 mm	1000 mm	± 5 mm	1.5 m/s @± 5 mm	200 Hz @1 m³	Point cloud data, length, width, height	External trigger, encoder trigger	3B @200 mw	Gigabit Ethernet	12 VDC	< 7.0 W @12VDC	0~50°C	549.4 mm × 65 mm × 160 mm	A
MV-DL2125-04H-H	1000 mm	2600 mm	700 mm	1000 mm	±5 mm (regular object)	3 m/s @±5 mm	600 fps @1 m³ measurement range	Point cloud data, length/ width/height, integral volume, top coordinates	External trigger, encoder trigger (max. 15 KHz trigger signal supported)	Class 3B	Gigabit Ethernet	12~24 VDC	10.0 W@12 VDC	0~45°C	354.1 mm × 65 mm × 123.4 mm	B

Dimension

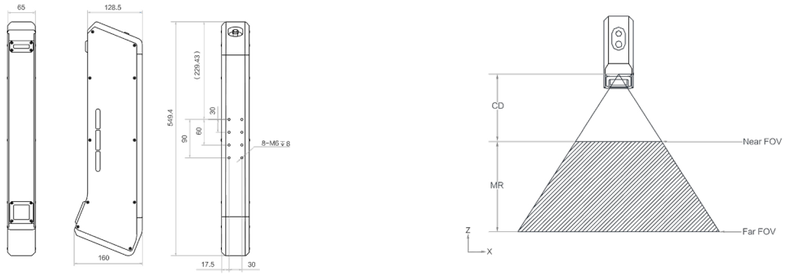

A

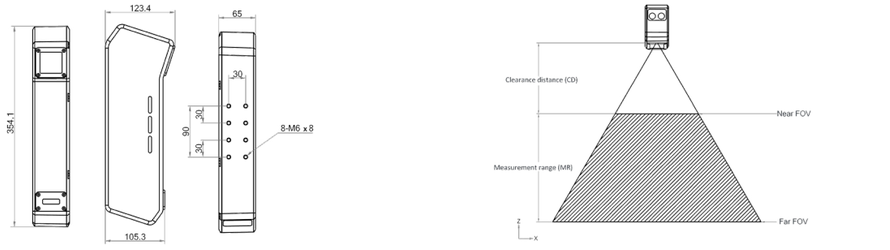

B

Unit:mm

Binocular 3D Camera

Key Features

- Built-in volume measure algorithm.
- High power laser module, wider dynamic range.
- Narrow band filter, stronger anti-interference ability.
- Support depth image or volume result output.
- OIML、CE、FCC、RoHs certification.

Specifications

Model	Near FOV	Far FOV	Clearance distance (CD)	Measurement range (MR)	Detection accuracy	Scan frame rate	Data type	Laser safety class	Data interface	Power supply	Power consumption	Working temperature	Dimension
MV-DB1612-05H	1100 mm × 950 mm	2050 mm × 1750 mm	1000 mm	800 mm	±5 mm (regular object)	11 fps @depth image 4 fps @volume data	Raw image, depth image, volume data	3R	Gigabit Ethernet	12 VDC	< 10.0 W@ 12VDC	0~45°C	46 mm × 181.6 mm × 58.2 mm

Dimension

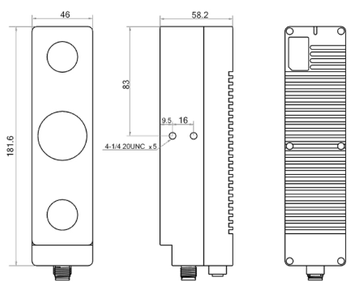

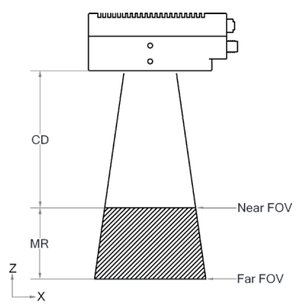

Unit:mm

RGB-D smart stereo camera

Key Features

- Built-in deep learning algorithm to achieve accurate target positioning and segmentation.
- High energy efficiency laser module with precise exposure synchronization, more stable performance, wider dynamic range.
- Large field of view, suitable for various industrial and logistics applications.
- Support RGB-Depth synchronisation and alignment, which eases secondary development.
- Adopt narrow-band filter, stronger anti-interference ability.
- Provide accurate intrinsic calibration, and support one-key single/multiple camera system calibration.

Specifications

Model	Near FOV	Far FOV	Clearance distance (CD)	Measurement range (MR)	Depth image detection accuracy	Color image detection accuracy	Scan frame rate	Data type	Laser safety class	Data interface	Power supply	Power consumption	Working temperature	Dimension
MV-DB500S-S	580 mm × 470 mm	2400 mm × 1800 mm	500 mm	1500 mm	X,Y: 5 mm@ 1 m; 10 mm@ 2 m Z: 5 mm@ 1 m; 10 mm@ 2 m	X,Y: 2.6 mm@ 1 m; 5.5 mm@ 2 m	30 fps@ singulation mode	Original image (mono and color images), depth image, RGB-D image, package posture information	Class 1	Gigabit Ethernet	12~24 VDC	< 7 W@24 VDC	0~45°C	200 mm × 47 mm × 100 mm
MV-DB500S-R	580 mm × 470 mm	2400 mm × 1800 mm	500 mm	1500 mm	X,Y: 5 mm@ 1 m; 10 mm@ 2 m Z: 5 mm@ 1 m; 10 mm@ 2 m	X,Y: 2.6 mm@ 1 m; 5.5 mm@ 2 m	8 fps@ robotic picking mode	Original image (mono and color images), depth image, RGB-D image, package grasping point information, instance segmentation image	Class 1	Gigabit Ethernet	12~24 VDC	< 7 W@24 VDC	0~45°C	200 mm × 47 mm × 100 mm

Dimension

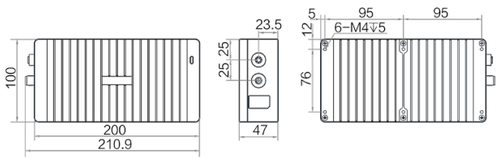

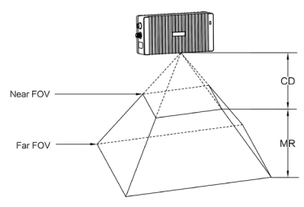

Unit:mm

Vision Controller

VB2000 Series Vision Controller

Key Features

- On-board Intel® E3845 SoC, 1.91GHz CPU.
- 4GB DDR3L memory and onboard SSD of high reliability.
- 3 Intel GigE ports and enhanced anti-surge design to ensure the stable running of the machine vision cameras.
- Supports multiple opto-isolated inputs and outputs.
- Controls the light via light interface.
- Adopts 2 HDMI interfaces and supports independent display.
- CE, FCC, RoHS certification.

Specifications

Model	CPU	Memory	Storage	GPU	OS	HDMI	Digital I/O	Light Interface	GigE	USB3.0	USB2.0(+built-in)	RS485	RS232	Power supply	Power consumption	Working temperature	Dimension
MV-VB2210-120G	Intel® Atom™ E3845	4 GB	128 GB SSD	Integrated Gen7 GPU; supports 3D image hardware acceleration; supports video decoding hardware acceleration of different formats	Windows 7/10	2	Opto-isolated input × 4, opto-isolated output × 4	1	3	1	3 + 1	1	1	24 VDC	34 W	0~50°C	134.8 mm × 91 mm × 45 mm
MV-VB2220-120G	Intel® Atom™ E3845	4 GB	128 GB SSD	Integrated Gen7 GPU; supports 3D image hardware acceleration; supports video decoding hardware acceleration of different formats	Windows 7/10	2	Opto-isolated input × 4, opto-isolated output × 4	1	3	1	3 + 1	1	1	24 VDC	26 W	0~50°C	134.8 mm × 91 mm × 45 mm

Dimension

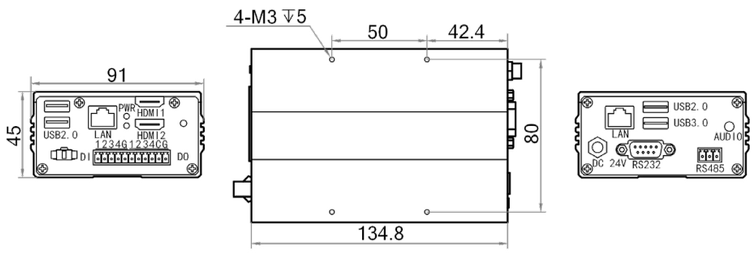

Unit:mm

VC3000 Series Vision Controller

Key Features

- Adopt desktop-class Intel ® CPUs for powerful computing performance.
- Powerful expansion slot configuration to meet the expansion of common image acquisition interfaces for machine vision, with stable performance.
- Support 11-channel GPIO input and output function.
- Adopt Intel GigE network card, ensuring fast and stable data transmission; POE is available for option.
- Built-in dual USB3.0 dongle interfaces, to ease the setup and maintenance on site.
- Serial port expansion module, light soure expansion module and IO expansion module can be installed as needed.

Specifications

Model	CPU	Memory	Storage	GPU	OS	HDMI	VGA	Digital I/O	GigE	USB3.0	USB2.0(+built-in)	Serial port	Extended interface	Power supply	Power consumption	Working temperature	Dimension
MV-VC3101P-128G60	Intel® Celeron™ G4900	8 GB	128 G SSD	Intel® HD Graphics 610	Windows 10	1	1	Opto-isolated input × 3, Opto-isolated output × 8	6	4	USB2.0 × 4, USB3.0 × 4, built-in USB2.0 × 1	RS-232 × 2	PCIe ×16 (× 1)	24 VDC	95 W	0~50°C	161.4 mm × 208.5 mm × 105.5 mm
MV-VC3102P-128G60	Intel® Celeron™ G4900	8 GB	128 G SSD + 2T HDD	Intel® HD Graphics 610	Windows 10	1	1	Opto-isolated input × 3, Opto-isolated output × 8	6	4	USB2.0 × 4, USB3.0 × 4, built-in USB2.0 × 1	RS-232 × 2	PCIe ×16 (× 1)	24 VDC	95 W	0~50°C	161.4 mm × 208.5 mm × 105.5 mm
MV-VC3201P-128G60	Intel® Pentium™ G5400	8 GB	128 G SSD + 2T HDD	Intel® HD Graphics 610	Windows 10	1	1	Opto-isolated input × 3, Opto-isolated output × 8	6	4	USB2.0 × 4, USB3.0 × 4, built-in USB2.0 × 1	RS-232 × 2	PCIe ×16 (× 1)	24 VDC	95 W	0~50°C	161.4 mm × 208.5 mm × 105.5 mm
MV-VC3202P-128G60	Intel® Pentium™ G5400	8 GB	128 G SSD + 2T HDD	Intel® HD Graphics 610	Windows 10	1	1	Opto-isolated input × 3, Opto-isolated output × 8	6	4	USB2.0 × 4, USB3.0 × 4, built-in USB2.0 × 1	RS-232 × 2	PCIe ×16 (× 1)	24 VDC	95 W	0~50°C	161.4 mm × 208.5 mm × 105.5 mm
MV-VC3301P-128G60	Intel® Core™ i3-8100	8 GB	128 G SSD	Intel® HD Graphics 630	Windows 10	1	1	Opto-isolated input × 3, Opto-isolated output × 8	6	4	USB2.0 × 4, USB3.0 × 4, built-in USB2.0 × 1	RS-232 × 2	PCIe ×16 (× 1)	24 VDC	95 W	0~50°C	161.4 mm × 208.5 mm × 105.5 mm
MV-VC3302P-128G60	Intel® Core™ i3-8100	8 GB	128 G SSD + 2T HDD	Intel® HD Graphics 630	Windows 10	1	1	Opto-isolated input × 3, Opto-isolated output × 8	6	4	USB2.0 × 4, USB3.0 × 4, built-in USB2.0 × 1	RS-232 × 2	PCIe ×16 (× 1)	24 VDC	95 W	0~50°C	161.4 mm × 208.5 mm × 105.5 mm
MV-VC3303P-128G60	Intel® Core™ i3-8100	8 GB	128 G SSD + 2T HDD	Intel® HD Graphics 630	Windows 10	1	1	Opto-isolated input × 3, Opto-isolated output × 8	6	2+4(PoE)	USB2.0 × 4, USB3.0 × 4, built-in USB2.0 × 1	RS-232 × 2	PCIe ×16 (× 1)	24 VDC	150 W	0~50°C	161.4 mm × 208.5 mm × 105.5 mm
MV-VC3304P-128G60	Intel® Core™ i3-8100	16 GB	128 G SSD + 2T HDD	Intel® HD Graphics 630	Windows 10	1	1	Opto-isolated input × 3, Opto-isolated output × 8	6	4	USB2.0 × 4, USB3.0 × 4, built-in USB2.0 × 1	RS-232 × 2	PCIe ×16 (× 1)	24 VDC	95 W	0~50°C	161.4 mm × 208.5 mm × 105.5 mm

Model	CPU	Memory	Storage	GPU	OS	HDMI	VGA	Digital I/O	GigE	USB3.0	USB2.0(+built-in)	Serial port	Extended interface	Power supply	Power consumption	Working temperature	Dimension
MV-VC3501P-128G60	Intel® Core™ i5-8500	8 GB	128 G SSD	Intel® HD Graphics 630	Windows 10	1	1	Opto-isolated input × 3, Opto-isolated output × 8	6	4	USB2.0 × 4, USB3.0 × 4, built-in USB2.0 × 1	RS-232 × 2	PCIe ×16 (× 1)	24 VDC	95 W	0~50°C	161.4 mm × 208.5 mm × 105.5 mm
MV-VC3502P-128G60	Intel® Core™ i5-8500	8 GB	128 G SSD + 2T HDD	Intel® HD Graphics 630	Windows 10	1	1	Opto-isolated input × 3, Opto-isolated output × 8	6	4	USB2.0 × 4, USB3.0 × 4, built-in USB2.0 × 1	RS-232 × 2	PCIe ×16 (× 1)	24 VDC	95 W	0~50°C	161.4 mm × 208.5 mm × 105.5 mm
MV-VC3503P-128G60	Intel® Core™ i5-8500	8 GB	128 G SSD + 2T HDD	Intel® HD Graphics 630	Windows 10	1	1	Opto-isolated input × 3, Opto-isolated output × 8	6	2+4(PoE)	USB2.0 × 4, USB3.0 × 4, built-in USB2.0 × 1	RS-232 × 2	PCIe ×16 (× 1)	24 VDC	150 W	0~50°C	161.4 mm × 208.5 mm × 105.5 mm
MV-VC3504P-128G60	Intel® Core™ i5-8500	16 GB	128 G SSD + 2T HDD	Intel® HD Graphics 630	Windows 10	1	1	Opto-isolated input × 3, Opto-isolated output × 8	6	4	USB2.0 × 4, USB3.0 × 4, built-in USB2.0 × 1	RS-232 × 2	PCIe ×16 (× 1)	24 VDC	95 W	0~50°C	161.4 mm × 208.5 mm × 105.5 mm
MV-VC3701P-128G60	Intel® Core™ i7-8700	8 GB	128 G SSD	Intel® HD Graphics 630	Windows 10	1	1	Opto-isolated input × 3, Opto-isolated output × 8	6	4	USB2.0 × 4, USB3.0 × 4, built-in USB2.0 × 1	RS-232 × 2	PCIe ×16 (× 1)	24 VDC	95 W	0~50°C	161.4 mm × 208.5 mm × 105.5 mm
MV-VC3702P-128G60	Intel® Core™ i7-8700	8 GB	128 G SSD + 2T HDD	Intel® HD Graphics 630	Windows 10	1	1	Opto-isolated input × 3, Opto-isolated output × 8	6	4	USB2.0 × 4, USB3.0 × 4, built-in USB2.0 × 1	RS-232 × 2	PCIe ×16 (× 1)	24 VDC	95 W	0~50°C	161.4 mm × 208.5 mm × 105.5 mm
MV-VC3703P-128G60	Intel® Core™ i7-8700	8 GB	128 G SSD + 2T HDD	Intel® HD Graphics 630	Windows 10	1	1	Opto-isolated input × 3, Opto-isolated output × 8	6	2+4(PoE)	USB2.0 × 4, USB3.0 × 4, built-in USB2.0 × 1	RS-232 × 2	PCIe ×16 (× 1)	24 VDC	150 W	0~50°C	161.4 mm × 208.5 mm × 105.5 mm
MV-VC3704P-128G60	Intel® Core™ i7-8700	16 GB	128 G SSD + 2T HDD	Intel® HD Graphics 630	Windows 10	1	1	Opto-isolated input × 3, Opto-isolated output × 8	6	4	USB2.0 × 4, USB3.0 × 4, built-in USB2.0 × 1	RS-232 × 2	PCIe ×16 (× 1)	24 VDC	95 W	0~50°C	161.4 mm × 208.5 mm × 105.5 mm

Dimension

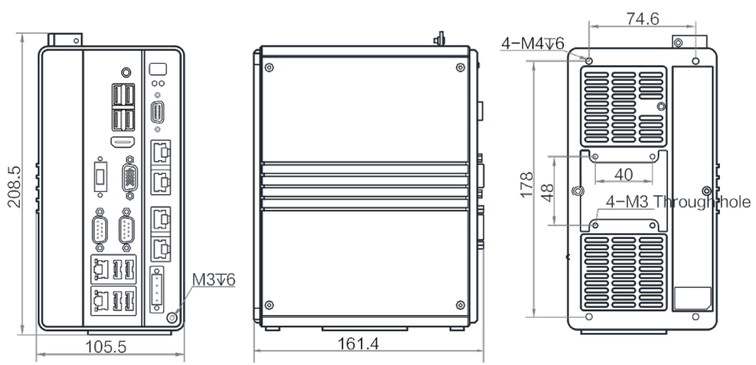

Unit:mm

Industrial Computer

IPC2000 Series Industrial Computer

Key Features

- Support Intel ® Core i3/I5 desktop processor.
- 4/8GB SO-DIMM DDR3 up to 16GB.
- Onboard Gigabit Ethernet and USB2.0 interface.
- 2U chassis for smaller, cost-effective application.
- Support Wes7, Windows 7/10, Ubuntu 14.04/16.04 operating systems.

Specifications

Model	CPU	Memory	Storage	Video output	GigE(+Extended)	USB2.0	Serial port	Expansion interface **	Power supply	Power consumption	Working temperature	Installation	Dimension
MV-IPC-2302*	I3-2120	4 GB	128 G SSD	VGA × 1, DVI × 1	2 + 1	6	RS-232 × 1, RS-232/422/485 × 2	1 PCIE x 16	220 V AC	150 W	0~40°C	Desktop	255 mm × 250 mm × 98 mm
MV-IPC-2504*	I5-3450	8 GB	128 G SSD	VGA × 1, DVI × 1	2 + 4	6	RS-232 × 1, RS-232/422/485 × 2	1 PCIE x 16	220 V AC	150 W	0~40°C	Desktop	255 mm × 250 mm × 98 mm
MV-IPC-2506*	I5-3450	8 GB	128 G SSD	VGA × 1, DVI × 1	2 + 4	6	RS-232 × 1, RS-232/422/485 × 2	1 PCIE x 16	220 V AC	150 W	0~40°C	Desktop	255 mm × 250 mm × 98 mm
MV-IPC-2504-2T*	I5-3450	8 GB	128 G SSD+2T HDD	VGA × 1, DVI × 1	2 + 4	6	RS-232 × 1, RS-232/422/485 × 2	1 PCIE x 16	220 V AC	150 W	0~40°C	Desktop	255 mm × 250 mm × 98 mm
MV-IPC-2504-256G1T*	I5-3450	8 GB	256 G SSD+1T HDD	VGA × 1, DVI × 1	2 + 4	6	RS-232 × 1, RS-232/422/485 × 2	1 PCIE x 16	220 V AC	150 W	0~40°C	Desktop	255 mm × 250 mm × 98 mm
MV-IPC-2504*	I5-3450	4 GB	128 G SSD	VGA × 1, DVI × 1	2 + 4	6	RS-232 × 1, RS-232/422/485 × 2	1 PCIE x 16	220 V AC	150 W	0~40°C	Desktop	255 mm × 250 mm × 98 mm
MV-IPC-2504L-2T*	I5-3450	4 GB	128 G SSD+2T HDD	VGA × 1, DVI × 1	2 + 4	6	RS-232 × 1, RS-232/422/485 × 2	1 PCIE x 16	220 V AC	150 W	0~40°C	Desktop	255 mm × 250 mm × 98 mm

Notice: * will be released soon.
** Expansion slot is occupied by ethernet adaptor.

Dimension

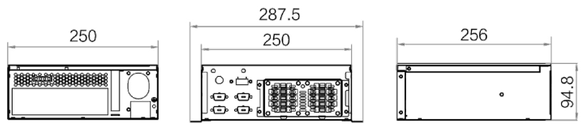

Unit:mm

IPC4000 Series Industrial Computer

Key Features

- Support Intel ® Celeron G3900, Core I5/i7 desktop processor.
- 4/8GB U-DIMM DDR3/3L up to 16GB.
- Onboard Gigabit Ethernet and USB3.0 interface.
- 3U/4U chassis to meet the application requirements of various scenarios.
- Support Wes7, Windows7/10, Ubuntu 14.04/16.04 operating systems.

Specifications

Model	CPU	Memory	Storage	Video output	GigE(+Extended)	USB3.0	USB2.0(+built-in)	Serial port	Expansion interface	Power supply	Power consumption	Working temperature	Installation	Dimension	label
MV-IPC4263-128G-0204*	G3900	4 GB	128 G SSD	VGA × 1, HDMI × 1	2	4	4 + 2	RS-232 × 2	1 PCIE x 16, 1 PCIE x 4, 1 PCI	220 V AC	300 W	-10~50°C	Desktop, 3U	320 mm × 300.8 mm × 131.9 mm	A
MV-IPC4263-1T-0204*	G3900	4 GB	1 T HDD	VGA × 1, HDMI × 1	2	4	4 + 2	RS-232 × 2	1 PCIEx 16, 1 PCIE x 4, 1 PCI	220 V AC	300 W	-10~50°C	Desktop, 3U	320 mm × 300.8 mm × 131.9 mm	A
MV-IPC4543-128G-0202*	I5-4590S	8 GB	128 G SSD	VGA × 1, HDMI × 1, DVI × 1	2	2	6 + 6	RS-232 × 1 expand RS-232 × 5	1 PCIE x 16, 1 PCIE x 1, 2 PCI	220 V AC	300 W	-10~50°C	Desktop, 3U	320 mm × 300.8 mm × 131.9 mm	A
MV-IPC4543-128G1T-0202*	I5-4590S	8 GB	128 G SSD+1T HDD	VGA × 1, HDMI × 1, DVI × 1	2	2	6 + 6	RS-232 × 1 expand RS-232 × 5	1 PCIE x 16, 1 PCIE x 1, 2 PCI	220 V AC	300 W	-10~50°C	Desktop, 3U	320 mm × 300.8 mm × 131.9 mm	A
MV-IPC4543-256G-0202*	I5-4590S	8 GB	256 G SSD	VGA × 1, HDMI × 1, DVI × 1	2	2	6 + 6	RS-232 × 1 expand RS-232 × 5	1 PCIE x 16, 1 PCIE x 1, 2 PCI	220 V AC	300 W	-10~50°C	Desktop, 3U	320 mm × 300.8 mm × 131.9 mm	A
MV-IPC4544-128G-0202*	I5-4590S	8 GB	128 G SSD	VGA × 1, DVI × 1	2	2	4 + 2	RS-232/422/485 × 2 built-in RS-232/485 × 2, RS-232 × 2	1 PCIE x 16, 2 PCIE x 1, 4 PCI	220 V AC	300 W	-10~50°C	Racked, 4U	480.8 mm × 499.5 mm × 177 mm	B
MV-IPC4544-128G1T-0202*	I5-4590S	8 GB	128 G SSD+1T HDD	VGA × 1, DVI × 1	2	2	4 + 2	RS-232/422/485 × 2 built-in RS-232/485 × 2, RS-232 × 2	1 PCIE x 16, 2 PCIE x 1, 4 PCI	220 V AC	300 W	-10~50°C	Racked, 4U	480.8 mm × 499.5 mm × 177 mm	B
MV-IPC4544-256G-0202*	I5-4590S	8 GB	256 G SSD	VGA × 1, DVI × 1	2	2	4 + 2	RS-232/422/485 × 2 built-in RS-232/485 × 2, RS-232 × 2	1 PCIE x 16, 2 PCIE x 1, 4 PCI	220 V AC	300 W	-10~50°C	Racked, 4U	480.8 mm × 499.5 mm × 177 mm	B
MV-IPC4563-128G-0204*	I5-6500	8 GB	128 G SSD	VGA × 1, HDMI × 1	2	4	4 + 2	RS-232 × 2	1 PCIE x 16, 1 PCIE x 4, 1 PCI	220 V AC	300 W	-10~50°C	Desktop, 3U	320 mm × 300.8 mm × 131.9 mm	A
MV-IPC4563-128G-0404*	I5-6500	8 GB	128 G SSD	VGA × 1, HDMI × 1	2 + 2	4	4 + 2	RS-232 × 2	1 PCIE x 16, 1 PCIE x 4**, 1 PCI	220 V AC	300 W	-10~50°C	Desktop, 3U	320 mm × 300.8 mm × 131.9 mm	A
MV-IPC4563-128G1T-0204*	I5-6500	8 GB	128 G SSD+1T HDD	VGA × 1, HDMI × 1	2	4	4 + 2	RS-232 × 2	1 PCIE x 16, 1 PCIE x 4, 1 PCI	220 V AC	300 W	-10~50°C	Desktop, 3U	320 mm × 300.8 mm × 131.9 mm	A
MV-IPC4563-256G-0204*	I5-6500	8 GB	256 G SSD	VGA × 1, HDMI × 1	2	4	4 + 2	RS-232 × 2	1 PCIE x 16, 1 PCIE x 4, 1 PCI	220 V AC	300 W	-10~50°C	Desktop, 3U	320 mm × 300.8 mm × 131.9 mm	A
MV-IPC4564-128G-0204*	I7-4770S	8 GB	128 G SSD	VGA × 1, HDMI × 1	2	4	4 + 2	RS-232 × 2	1 PCIE x 16, 1 PCIE x 4, 1 PCI	220 V AC	300 W	-10~50°C	Racked, 4U	400.8 mm × 499.5 mm × 177 mm	B
MV-IPC4564-128G1T-0204*	I7-4770S	8 GB	128 G SSD+1T HDD	VGA × 1, HDMI × 1	2	4	4 + 2	RS-232 × 2	1 PCIE x 16, 1 PCIE x 4, 1 PCI	220 V AC	300 W	-10~50°C	Racked, 4U	400.8 mm × 499.5 mm × 177 mm	B
MV-IPC4564-256G-0204*	I7-4770S	8 GB	256 G SSD	VGA × 1, HDMI × 1	2	4	4 + 2	RS-232 × 2	1 PCIE x 16, 1 PCIE x 4, 1 PCI	220 V AC	300 W	-10~50°C	Racked, 4U	400.8 mm × 499.5 mm × 177 mm	B
MV-IPC4743-128G-0402*	I7-4770S	8 GB	128 G SSD	VGA × 1, HDMI × 1, DVI × 1	2 + 2	2	6 + 6	RS-232 × 1 expand RS-232 × 5	1 PCIE x 16, 1 PCIE x 1**, 2 PCI	220 V AC	300 W	-10~50°C	Desktop, 3U	320 mm × 300.8 mm × 131.9 mm	A
MV-IPC4743-128G1T-0402*	I7-4770S	8 GB	128 G SSD+1T HDD	VGA × 1, HDMI × 1, DVI × 1	2 + 2	2	6 + 6	RS-232 × 1 expand RS-232 × 5	1 PCIE x 16, 1 PCIE x 1**, 2 PCI	220 V AC	300 W	-10~50°C	Desktop, 3U	320 mm × 300.8 mm × 131.9 mm	A

Model	CPU	Memory	Storage	Video output	GigE(+Extended)	USB3.0	USB2.0(+built-in)	Serial port	Expansion interface	Power supply	Power consumption	Working temperature	Installation	Dimension	label
MV-IPC4743-256G-0402*	I7-4770S	8 GB	256 G SSD	VGA × 1, HDMI × 1, DVI × 1	2 + 2	2	6 + 6	RS-232 × 1 expand RS-232 × 5	1 PCIE x 16, 1 PCIE x 1**, 2 PCI	220 V AC	300 W	-10~50°C	Desktop, 3U	320 mm × 300.8 mm × 131.9 mm	A
MV-IPC4744-128G-0202*	I7-4770S	8 GB	128 G SSD	VGA × 1, DVI × 1	2	2	4 + 2	RS-232/422/485 × 2 built-in RS-232/485 × 2, RS-232 × 2	1 PCIE x 16, 2 PCIE x 1, 4 PCI	220 V AC	300 W	-10~50°C	Racked, 4U	480.8 mm × 499.5 mm × 177 mm	B
MV-IPC4744-128G1T-0202*	I7-4770S	8 GB	128 G SSD+1T HDD	VGA × 1, DVI × 1	2	2	4 + 2	RS-232/422/485 × 2 built-in RS-232/485 × 2, RS-232 × 2	1 PCIE x 16, 2 PCIE x 1, 4 PCI	220 V AC	300 W	-10~50°C	Racked, 4U	480.8 mm × 499.5 mm × 177 mm	B
MV-IPC4744-256G-0202*	I7-4770S	8 GB	256 G SSD	VGA × 1, DVI × 1	2	2	4 + 2	RS-232/422/485 × 2 built-in RS-232/485 × 2, RS-232 × 2	1 PCIE x 16, 2 PCIE x 1, 4 PCI	220 V AC	300 W	-10~50°C	Racked, 4U	480.8 mm × 499.5 mm × 177 mm	B
MV-IPC4763-128G-0204*	I7-6700	8 GB	128G SSD	VGA × 1, HDMI × 1	2	4	4 + 2	RS-232 × 2	1 PCIE x 16, 1 PCIE x 4, 1 PCI	220 V AC	300 W	-10~50°C	Desktop, 3U	320 mm × 300.8 mm × 131.9 mm	A
MV-IPC4763-128G1T-0204*	I7-6700	8 GB	128G SSD+1T HDD	VGA × 1, HDMI × 1	2	4	4 + 2	RS-232 × 2	1 PCIE x 16, 1 PCIE x 4, 1 PCI	220 V AC	300 W	-10~50°C	Desktop, 3U	320 mm × 300.8 mm × 131.9 mm	A
MV-IPC4763-256G-0204*	I7-6700	8 GB	256G SSD	VGA × 1, HDMI × 1	2	4	4 + 2	RS-232 × 2	1 PCIE x 16, 1 PCIE x 4, 1 PCI	220 V AC	300 W	-10~50°C	Desktop, 3U	320 mm × 300.8 mm × 131.9 mm	A
MV-IPC4764-128G-0204*	I7-6700	8 GB	128 G SSD	VGA × 1, HDMI × 1	2	4	4 + 2	RS-232 × 2	1 PCIE x 16, 1 PCIE x 4, 1 PCI	220 V AC	300 W	-10~50°C	Racked, 4U	480.8 mm × 499.5 mm × 177 mm	B
MV-IPC4764-128G1T-0204*	I7-6700	8 GB	128 G SSD+1T HDD	VGA × 1, HDMI × 1	2	4	4 + 2	RS-232 × 2	1 PCIE x 16, 1 PCIE x 4, 1 PCI	220 V AC	300 W	-10~50°C	Racked, 4U	480.8 mm × 499.5 mm × 177 mm	B
MV-IPC4764-256G-0204*	I7-6700	8 GB	256 G SSD	VGA × 1, HDMI × 1	2	4	4 + 2	RS-232 × 2	1 PCIE x 16, 1 PCIE x 4, 1 PCI	220 V AC	300 W	-10~50°C	Racked, 4U	480.8 mm × 499.5 mm × 177 mm	B
MV-IPC4764-2T-0204*	I7-6700	8 GB	2 T HDD	VGA × 1, HDMI × 1	2	4	4 + 2	RS-232 × 2	1 PCIE x 16, 1 PCIE x 4, 1 PCI	220 V AC	650 W	-10~50°C	Racked, 4U	480.8 mm × 499.5 mm × 177 mm	B

Notice: * will be released soon.
** Expansion slot is occupied by ethernet adaptor.

Dimension

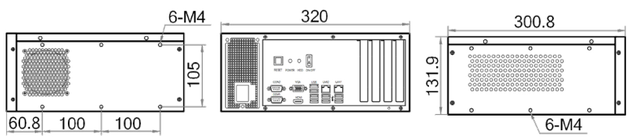

A

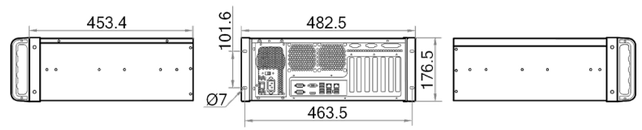

B

Unit:mm

Lens

HF-E Series (1/1.8" 6MP)

Key Features

- Higher image clarity and contrast ratio.
- Ultra-low distortion and higher relative illumination rate.
- Good optical performance at ultra-short working distance.
- Compact design, convenient for device integration.

Specifications

Model	Focal Length	F No.	Distortion	Field of View			M.O.D (m)	Filter Thread	Mount	Operating Temperature	Dimension	Label
				D	H	V						
MVL-HF0628M-6MPE	6 mm	F2.8~F16	-0.10%	73.49°	63.11°	44.59°	0.1	M37.5 × 0.5	C	-10~50°C	Φ39 × 32.53 mm	A
MVL-HF0828M-6MPE	8 mm	F2.8~F16	0.05%	58.50°	49.46°	34.19°	0.1	M30.5 × P0.5	C	-10~50°C	Φ33 × 34.47 mm	B
MVL-HF1228M-6MPE	12 mm	F2.8~F16	-0.01%	40.94°	34.14°	23.17°	0.1	M27 × P0.5	C	-10~50°C	Φ33 × 40.23 mm	C
MVL-HF1628M-6MPE	16 mm	F2.8~F16	-0.02%	31.28°	25.94°	17.48°	0.1	M27 × P0.5	C	-10~50°C	Φ33 × 31.87mm	D
MVL-HF2528M-6MPE	25 mm	F2.8~F16	-0.03%	20.32°	16.77°	11.24°	0.2	M27 × P0.5	C	-10~50°C	Φ33 × 30.22 mm	E
MVL-HF3028M-6MPE	30 mm	F2.8~F16	-0.03%	16.99°	14.01°	9.38°	0.2	M27 × P0.5	C	-10~50°C	Φ33 × 29.37 mm	F
MVL-HF4028M-6MPE	40 mm	F2.8~F16	-0.02%	12.78°	10.53°	7.04°	0.25	M27 × P0.5	C	-10~50°C	Φ33 × 41.47 mm	G
MVL-HF5028M-6MPE	50 mm	F2.8~F16	0.03%	9.72°	7.84°	5.24°	0.25	M30.5 × 0.5	C	-10~50°C	Φ37 × 51.69 mm	H

Dimension

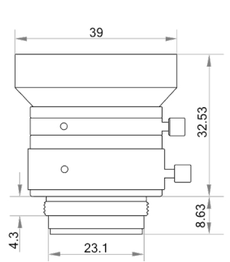

A

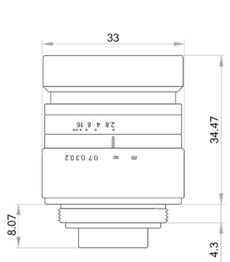

B

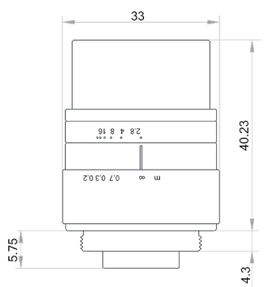

C

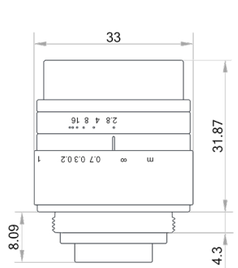

D

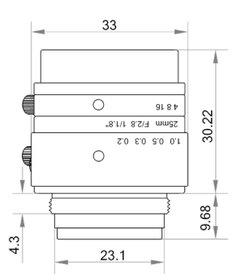

E

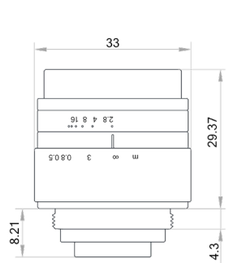

F

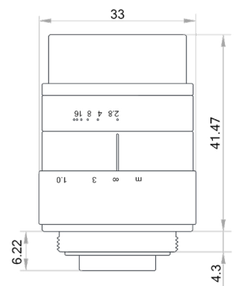

G

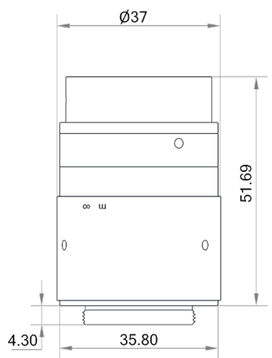

H

Unit:mm

HF-P Series (1/1.8" 10MP)

Key Features

- Ultra-high resolution and consistency of image clarity.
- Bigger aperture, lower distortion and higher relative illumination rate.
- Achromatic optical system design, better imaging performance with color camera.
- Excellent vibration resistance performance, optical axis shifting within pixel level.
- Good stability at high and low temperature.
- Multilayer and broadband coating design, compatible with visible and near-infrared applications.

Specifications

Model	Focal Length	F No.	Distortion	Field of View			M.O.D (m)	Filter Thread	Mount	Operating Temperature	Dimension	Label
				D	H	V						
MVL-HF0624M-10MP	6 mm	F2.4~F16	0.37%	72.96°	62.46°	44.05°	0.1	/	C	-10~50°C	Φ29.8 × 40.9 mm	A
MVL-HF0824M-10MP	8 mm	F2.4~F16	-0.67%	58.81°	49.56°	34.04°	0.1	M27 × 0.5	C	-10~50°C	Φ29 × 34.8 mm	B
MVL-HF1224M-10MP	12 mm	F2.4~F16	0.15%	40.2°	33.6°	22.9°	0.1	M27 × 0.5	C	-10~50°C	Φ29 × 37 mm	C
MVL-HF1624M-10MP	16 mm	F2.4~F16	-0.02%	30.17°	25.07°	16.92°	0.1	M27 × 0.5	C	-10~50°C	Φ29 × 38.36 mm	D
MVL-HF2524M-10MP	25 mm	F2.4~F16	-0.01%	19.67°	16.19°	10.85°	0.1	M27 × 0.5	C	-10~50°C	Φ29 × 41.43 mm	E
MVL-HF3524M-10MP	35 mm	F2.4~F16	0.01%	13.47°	11.03°	7.34°	0.15	M27 × 0.5	C	-10~50°C	Φ29 × 51.68 mm	F
MVL-HF5024M-10MP	50 mm	F2.4~F16	0.03%	9.10°	7.48°	5.00°	0.3	M27 × 0.5	C	-10~50°C	Φ29.5 × 52 mm	G

Dimension

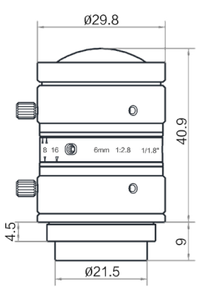

A

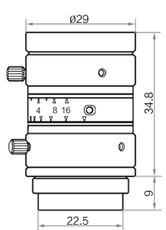

B

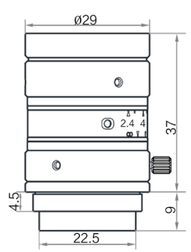

C

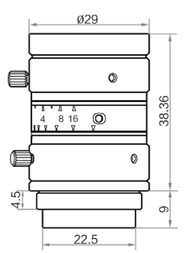

D

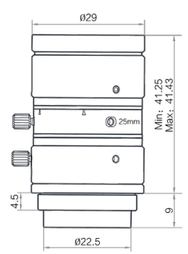

E

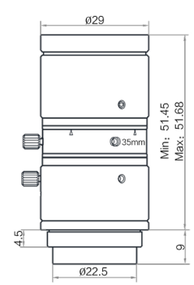

F

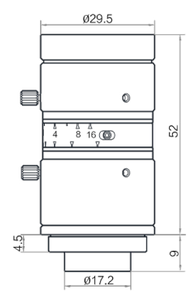

G

Unit:mm

MF Series (2/3" 8MP)

Key Features

- Ultra-high resolution and consistency of image clarity.
- Lower distortion and higher relative illumination rate.
- Achromatic optical system design, better imaging performance with color camera.
- Good stability at high and low temperature and excellent vibration resistance performance.
- Supports ultra-short working distance with good optical performance.

Specifications

Model	Focal Length	F No.	Distortion	Field of View			M.O.D (m)	Filter Thread	Mount	Operating Temperature	Dimension	Label
				D	H	V						
MVL-MF0828M-8MP	8 mm	F2.8~F16	0.28%	68.46°	54.97°	47.06°	0.1	/	C	-10~50°C	Φ35 × 40.27 mm	A
MVL-MF1228M-8MP	12 mm	F2.8~F16	0.28%	48.57°	37.88°	32.04°	0.1	M30.5 × 0.5	C	-10~50°C	Φ32 × 39.4 mm	B
MVL-MF1628M-8MP	16 mm	F2.8~F16	0.33%	37.39°	28.9°	24.33°	0.1	M27 × 0.5	C	-10~50°C	Φ28.5 × 39.33 mm	C
MVL-MF2528M-8MP	25 mm	F2.8~F16	0.01%	23.23°	17.78°	14.91°	0.1	M27 × 0.5	C	-10~50°C	Φ30 × 38.59 mm	D
MVL-MF3528M-8MP	35 mm	F2.8~F16	0.02%	15.26°	11.65°	9.76°	0.15	M30.5 × 0.5	C	-10~50°C	Φ32 × 48.43 mm	E
MVL-MF5028M-8MP	50 mm	F2.8~F16	0.01%	11.67°	8.81°	7.38°	0.4	M27 × 0.5	C	-10~50°C	Φ29.5 × 53.81 mm	F

Dimension

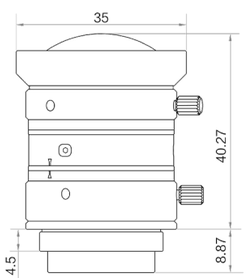

A

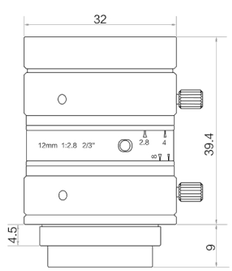

B

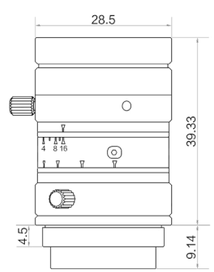

C

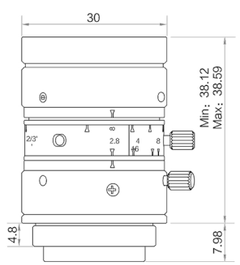

D

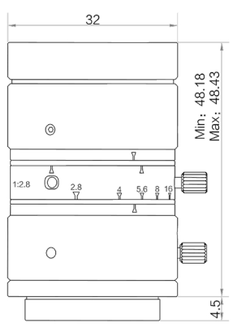

E

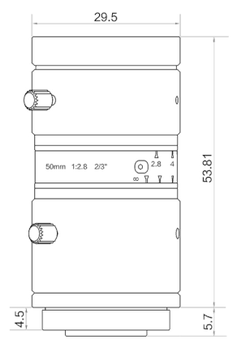

F

Unit:mm

KF-E Series (1.1" 12MP)

Key Features

- High resolution and consistency of image clarity.
- Low distortion.
- High relative illumination.
- Excellent optical performance at different working distances.

Specifications

Model	Focal Length	F No.	Distortion	Field of View			M.O.D (m)	Filter Thread	Mount	Operating Temperature	Dimension	Label
				D	H	V						
MVL-KF0618M-12MPE	6 mm	F1.8~F16	2.50%	118.2°	104.9°	86.2°	0.1	/	C	-10~50°C	Φ66 × 77.8 mm	A
MVL-KF0814M-12MPE	8 mm	F1.4~F16	5.50%	98.4°	84.8°	68°	0.1	M58 × 0.75	C	-10~50°C	Φ60 × 77.8 mm	B
MVL-KF1228M-12MPE	12 mm	F2.8~F22	1.50%	66.7°	57°	45°	0.1	/	C	-10~50°C	Φ48 × 71.32 mm	C
MVL-KF1628M-12MPE	16 mm	F2.8~F16	0.15%	55.6°	45.8°	35.3°	0.1	M43 × 0.75	C	-10~50°C	Φ46 × 67.2 mm	D
MVL-KF2528M-12MPE	25 mm	F2.8~F22	0.10%	37.6°	30.4°	23°	0.1	M35.5 × 0.5	C	-10~50°C	Φ37 × 82 mm	E
MVL-KF3528M-12MPE	35 mm	F2.8~F22	0.02%	28.3°	22.6°	17°	0.2	M35.5 × 0.5	C	-10~50°C	Φ38 × 47.6 mm	F
MVL-KF5028M-12MPE	50 mm	F2.8~F22	0.04%	19.9°	15.9°	11.9°	0.3	M35.5 × 0.5	C	-10~50°C	Φ38 × 53.9 mm	G

Dimension

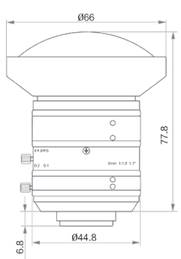

A

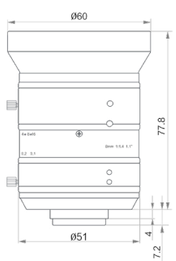

B

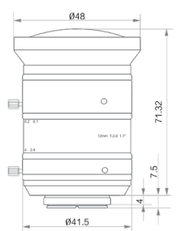

C

D

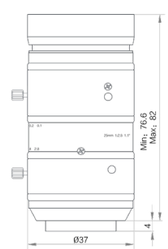

E

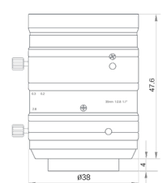

F

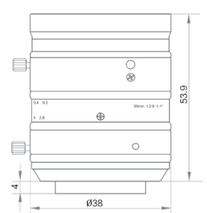

G

Unit:mm

KF-P Series (1.2" 25MP)

Key Features

- Ultra-high resolution and consistency of image clarity.
- 1.2 " Large image size, large aperture, low distortion, high relative illumination.
- Achromatic design for better imaging with color camera.
- Excellent high/low temperature stability for harsh environments.
- Excellent anti-vibration and anti-impact performance.
- Excellent optical performance at different working distances.

Specifications

Model	Focal Length	F No.	Distortion	Field of View			M.O.D (m)	Filter Thread	Mount	Operating Temperature	Dimension	Label
				D	H	V						
MVL-KF1224M-25MP	12 mm	F2.4~F16	0.39%	76.37°	62.32°	55.34°	0.1	/	C	-10~50°C	Φ50 × 66.96 mm	A
MVL-KF1624M-25MP	16 mm	F2.4~F16	0.07%	61.61°	48.82°	42.89°	0.1	M40.5 × 0.5	C	-10~50°C	Φ42.5 × 59.8 mm	B
MVL-KF2524M-25MP	25 mm	F2.4~F16	-0.04%	40.80°	31.42°	27.34°	0.15	M37 × 0.5	C	-10~50°C	Φ40 × 58.4 mm	C
MVL-KF3524M-25MP	35 mm	F2.4~F16	0.02%	29.48°	22.51°	19.54°	0.15	M40.5 × 0.5	C	-10~50°C	Φ42 × 59.3 mm	D
MVL-KF5024M-25MP	50 mm	F2.4~F16	0.01%	20.60°	15.66°	13.57°	0.25	M40.5 × 0.5	C	-10~50°C	Φ42 × 61.2 mm	E

Dimension

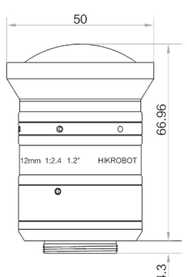

A

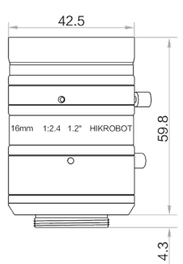

B

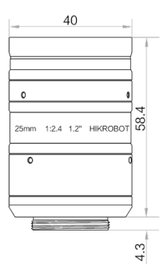

C

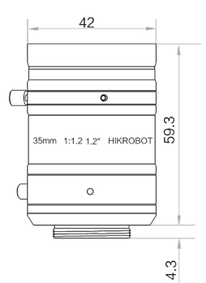

D

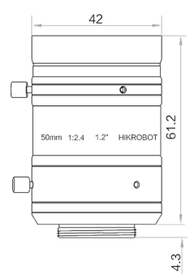

E

Unit:mm

LF Series (Large Image Circle Lens)

Key Features

- 100 million ultra-clear resolution with ultimate precision of 3.1 μm.
- Ultra-high resolution and consistency of image clarity.
- Ultra-low distortion and high relative illumination.
- The maximum image surface coverage is φ46mm, supporting large sensor size areascan camera and 8K 5 μm linescan camera.
- Optimized optical design for different magnification.
- F mount is detachable, which is convenient to expand other interfaces.

Specifications

Model	Focal Length	F No.	Distortion	Field of View			M.O.D (m)	Filter Thread	Mount	Operating Temperature	Dimension	Label
				D	H	V						
MVL-LF3528M-F	35 mm	F2.8~F16	0.40%	65.41°	56.32°	39.20°	0.25x~0.05x	M58 × 0.75	F	-10~50°C	Φ61 × 81.5 mm	A
MVL-LF5040M-F	50 mm	F4.0~F22	-0.22%	30.41°	25.47°	17.13°	0.33x~0.01x	M52 × 0.75	F	-10~50°C	Φ59 × 97.19 mm	B
MVL-LF8040M-F	80 mm	F4.0~F22	0.04%	30.41°	25.47°	17.13°	0.4x~0.04x	M52 × 0.75	F	-10~50°C	Φ63 × 120.37 mm	C
MVL-AF2045M-M42	20 mm	F4.5~C	0.20%		H: 71°		0.1x~0.02x	M43 × 0.75	M42	-10~50°C	Φ52.7 × 51.4 mm	D
MVL-AF2840M-M42	28mm	F4.0~C	0.10%		H: 53°		0.3x~0.05x	M35 × 0.5	M42	-10~50°C	Φ80 × 54.9 mm	E
MVL-AF3528M-M42	35 mm	F2.8~F16	0.40%		H: 44°		0.2x~0.001x	M58 × 0.75	M42	-10~50°C	Φ61 × 116 mm	F
MVL-AF4028M-M42	40 mm	F2.8~F22	0.62%		H: 39°		0.22x~0.04x	M37 × 0.75	M42	-10~50°C	Φ47.6 × 62.7 mm	G
MVL-AF5040M-M42	50 mm	F4.0~F22	0.21%		H: 32°		0.33x~0.01x	M52 × 0.75	M42	-10~50°C	Φ59 × 133.2 mm	H

Notice: Horizontal FOV: Calculated with a line scan camera (4K 7μm, chip horizontal size: 28.7mm).

Dimension

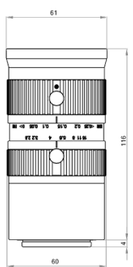

A

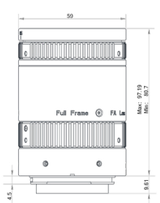

B

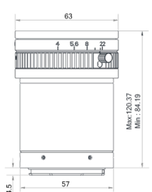

C



D

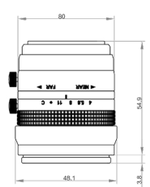

E

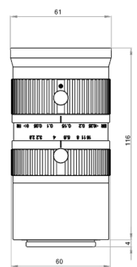

F

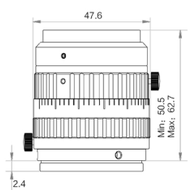

G

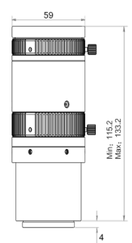

H

Unit:mm

Telecentric Lens

Key Features

- Object space/duo telecentric design, ultra-high telecentricity.
- Ultra-low distortion, more suitable for high precision measurement and positioning.
- High resolution, high contrast, high contrast ratio.
- Imaging surface coverage 1/2 " ~ 39mm and above.
- Standard C, M, F mount.

Specifications

Model	Multiplier range	Working range	Sensor size	Distortion	Telecentricity	Mount	Expanded coaxial optical interface
MVL-HY-xx-yy	0.3~6	65~250 mm	1/1.8" and below	≤ 0.1%	≤ 0.1°	C	√
MVL-MY-xx-yy	0.18~6	65~510 mm	2/3"	≤ 0.1%	≤ 0.1°	C	√
MVL-KT-xx-yy	0.18~3	65~550 mm	1"~1.1"	≤ 0.1%	≤ 0.1°	C	√
MVL-HBT-xx-yy	0.024~0.346	73~465 mm	1/1.8" and below	≤ 0.1%	≤ 0.1°	C	/
MVL-MBT-xx-yy	0.038~0.438	73~465 mm	2/3"	≤ 0.1%	≤ 0.1°	C	/
MVL-KBT-xx-yy	0.055~1.115	73~465 mm	1"~2"	≤ 0.1%	≤ 0.1°	C	/
MVL-LBT-xx-yy	0.13~1.513	61~465 mm	39 mm and above	≤ 0.1%	≤ 0.1°	M42/M58/M72/F	/

Notice: *xx represents the magnification, *yy represents the working distance, select the model that meets the requirements in the optional magnification/working distance range

Dimension

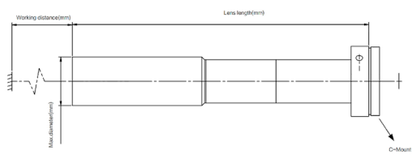

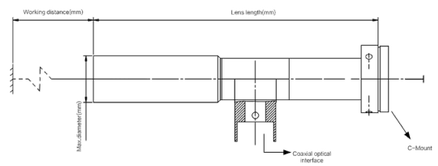

Unit:mm

Frame Grabber

1000 Series Frame Grabber

Key Features

- Different interface selection, supporting various industrial camera access.
- On-board memory supports image caching for improved data reliability.
- On-board ISP functionality to reduce PC load.
- Rich I/O interfaces, integrated multiple input and output.
- Provide easy-to-use SDK, compatible with genIcam standard.
- CE, FCC, KC compliant.

Specifications

Model	On-board memory	Interconnect	Connector	Power output	Stream	OS	Image Format	I/O Type	Power consumption	Working temperature	Dimension	Label
MV-GX1004	4 GB	PCI-E gen2 × 8	Din 1.0/2.3 x 4	PoCXP	4	32/64-bit Windows 7/10	Mono 8/10/12/16, Bayer 8/10/12/16,RGB8	24 I/O:opto-isolated input × 4, opto-isolated output × 4, RX422 input × 4, TX422 output × 4, TTL input × 4, TTL output × 4	Typ. 20 W (without PoCXP)	0~60°C	181 mm ×126.3 mm × 21.6 mm	A
MV-GE1004	1 GB	PCI-E Gen2 x 4	RJ45 x 4	PoE	4	32/64-bit Windows 7/10	Mono 8/10/12/12p,Bayer 8/10/12/12p,YUV422Packed, YUV422_YUYV_Packed,RGB8,BRG8	24 I/O:opto-isolated input × 4, opto-isolated output × 4, RX422 input × 4, TX422 output × 4, TTL input × 4, TTL output × 4	Typ. 10 W (without PoE)	0~60°C	181 mm ×126.3 mm × 21.6 mm	B
MV-GC1002	1 GB	PCI-E Gen2 x 4	SDR x2	PoCL	2	32/64-bit Windows 7/10	Mono 8/10/12/16, Bayer 8/10/12/16,RGB,BGR 8	Configurable input/output × 8, compatible with single-ended/differential	Typ. 7 W (without PoCL)	0~60°C	181 mm ×126.3 mm × 21.6 mm	C

Dimension

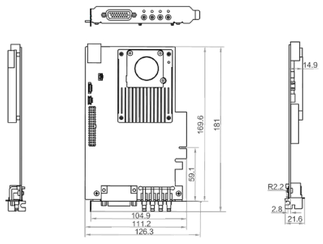

A

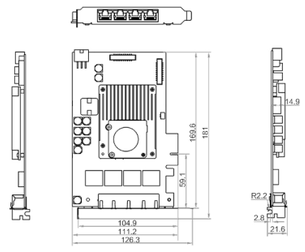

B

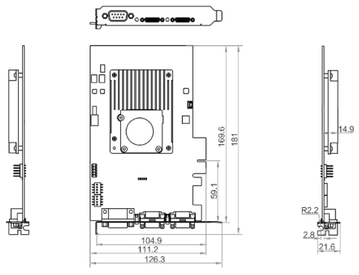

C

Unit:mm

2000 Series Frame Grabber

Key Features

- Different interface selection, supporting various industrial camera access.
- Standard interface, plug and play.
- Seamlessly switch existing schemes.
- CE, FCC, KC compliant.



Specifications

Model	Interconnect	Connector	Stream	OS	Power consumption	Working temperature	Dimension	Label
MV-GE2004	PCI-E Gen2 x 4	RJ45 x 4	4	Windows 7/10, Linux	Typ. 5.5 W	0~60°C	149.6 mm × 120.8 mm × 21.6 mm	A
MV-GE2004L	PCI-E Gen2 x 4	RJ45 x 4	4	Windows 7/10, Linux	Typ. 5.5 W	0~60°C	149.6 mm × 80.1 mm × 18.6 mm	B
MV-GU2004	PCI-E Gen2 x 4	USB3.1 x 4	4	Windows 7/10, Linux	Typ. 7 W (without USB power supply) Typ. 25 W (with USB power supply)	0~60°C	149.6 mm × 120.8 mm × 21.6 mm	C

Dimension

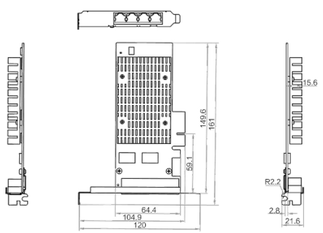

A

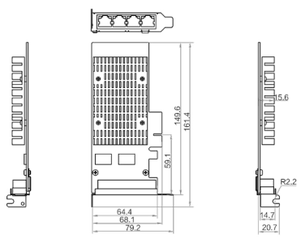

B

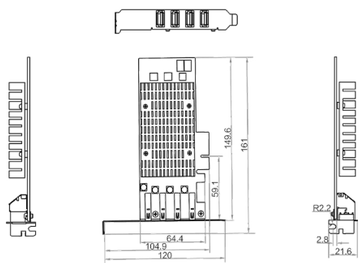

C

Unit:mm

Cable

Data Cable

Key Features

- Rich interfaces and types.
- Including GigE, 10GigE, USB3.0, Camera Link, CoaXPress and more.
- various lengths are available to meet the needs of different scenarios.
- High stability of data transmission.
- Some cables have motion performance, which can support motion scenes such as drag chains and mechanical arms.

Specifications

Interface type	Wire type	Model	End A connector	End B connector	Length
USB3.0 Cables	Standard	MV-ACU3-MBMs-AM-ST	Micro-B male(screw)	A male	0.5m/1m/2m/3m
	Standard (angled)	MV-ACU3-MBMs(down)-AM-ST	Micro-B male(screw/down)	A male	0.5m/3m
	Flexible	MV-ACU3-MBMs-AM-FL	Micro-B male(screw)	A male	3m
	Super flexible (AOC)	MV-ACU3-MBMs-AM-HF	Micro-B male(screw)	A male	3m/5m/7m/10m/15m/20m
GigE Cables	Standard	MV-ACG-RJ45s-RJ45-ST	RJ45(screw)	RJ45	1m/3m/5m/7m/10m/15m/30m/60m
	High flexible	MV-ACG-RJ45s-RJ45-HF	RJ45(screw)	RJ45	3m/5m/7m/10m/15m/30m
	Super flexible	MV-ACG-RJ45s-RJ45-SF	RJ45(screw)	RJ45	3m/5m/7m/10/15m
	Standard (angled)	MV-ACG-RJ45s(up)-RJ45-ST	RJ45(screw/up)	RJ45	3m/5m/15m
	High flexible (angled)	MV-ACG-RJ45s(up)-RJ45-HF	RJ45(screw/up)	RJ45	3m/5m/15m
10GigE Cables	Standard	MV-AC10G-RJ45s-RJ45-ST	RJ45(screw)	RJ45	3m/5m/10m
	High flexible	MV-AC10G-RJ45s-RJ45-HF	RJ45(screw)	RJ45	3m/5m/10m
10GigE Optical Fiber Jumper Cables	Standard	MV-AC10G-2LC-2LC-ST	2LC	2LC	3m/5m/10m
10GigE Optical Fiber Module	Standard SPF+ module	MV-AC10G-SFP-850-LC	-	2LC	-
Camera Link Cables	Standard	MV-ACCL-SDR-SDR-ST	SDR(HDR)	SDR(HDR)	3m/5m/7m
	High flexible	MV-ACCL-SDR-SDR-HF	SDR(HDR)	SDR(HDR)	3m/5m/7m
	High flexible	MV-ACCL-SDR-MDR-HF	SDR(HDR)	MDR	3m/5m/7m
CoaXPress Cables	Standard CXP-6	MV-ACXP6-DIN-DIN-ST	Din 1.0/2.3	Din 1.0/2.3	3m/5m/10m
	Standard CXP-6	MV-ACXP6-DIN-BNC-ST	Din 1.0/2.3	BNC	3m/5m/10m
	High flexible CXP-6	MV-ACXP6-DIN-DIN-HF	Din 1.0/2.3	Din 1.0/2.3	3m/5m/10m
	High flexible CXP-6	MV-ACXP6-DIN-BNC-HF	Din 1.0/2.3	BNC	3m/5m/10m
	High flexible CXP-6	MV-ACXP6-DIN-HDBNC-HF	Din 1.0/2.3	HDBNC	3m/5m/10m
	Standard CXP-12	MV-ACXP12-HDBNC-HDBNC-ST	HDBNC	HDBNC	3m/5m/10m
	High flexible CXP-12	MV-ACXP12-HDBNC-HDBNC-HF	HDBNC	HDBNC	3m/5m/10m
M12 Ethernet Cables	Standard	MV-ACG-M12A8pM-RJ45-ST	M12 A Code/8P/Male	RJ45	3m/5m/10m/15m/30m
	High flexible	MV-ACG-M12A8pM-RJ45-HF	M12 A Code/8P/Male	RJ45	3m/5m/10m/20m

Camera Power Supply & IO Line

Key Features

- Rich interfaces and varieties.
- Including P7 6pin/P10 12pin and M12 and other types of aviation connector.
- A variety of lengths are available to meet the needs of different scenarios.
- Some cables have motion performance, which can support motion scenes such as drag chains and mechanical arms.

Specifications

Interface type	Wire type	Model	End A connector	End B connector	Length
P7 6pin I/O & Power Cables	Standard	MV-ACP-H6p-open-ST	6pin P7 female	6pin open	1m/3m/5m/7m/10m/15m/30m/60m
	High flexible	MV-ACP-H6p-open-HF	6pin P7 female	6pin open	3m/5m/7m/10m/15m/30m
	Super flexible	MV-ACP-H6p-open-SF	6pin P7 female	6pin open	3m/5m/7m/10m/15m
	Standard (angled)	MV-ACP-H6p(left)-open-ST	6pin P7 female(left)	6pin open	3m/5m/15m
	High flexible (angled)	MV-ACP-H6p(left)-open-HF	6pin P7 female(left)	6pin open	3m/5m/15m
P10 12pin I/O & Power Cables	Standard	MV-ACP-H12p-open-ST	12pin P10 female	12pin open	3m/5m/7m/10m/15m/20m
	High flexible	MV-ACP-H12p-open-HF	12pin P10 female	12pin open	3m/5m/7m/10m
M12 12pin I/O & Power Cables	Standard	MV-ACP-M12A12pF-open-ST	M12 A-code 12pin female	12pin open	3m/5m/7m/10m/15m/30m
	High flexible	MV-ACP-M12A12pF-open-FL	M12 A-code 12pin female	12pin open	3m/5m/10m/20m
M12 17pin Combination Cables	Standard	MV-ACP-M12A17pF-TB8pRJ45DB9F-ST	M12 A-code 17pin female	TB8pin & RJ45	3m/5m/10m
	Standard	MV-ACP-M12A17pF-TB8pRJ45DB9F-ST	M12 A-code 17pin female	TB8pin & USB2.0 A male & DB9F	3m/5m/10m
	High flexible	MV-ACP-M12A17pF-TB8pRJ45DB9F-HF	M12 A-code 17pin female	TB8pin & RJ45	3m/5m/10m
	High flexible	MV-ACP-M12A17pF-TB8pU2AMDB9F-HF	M12 A-code 17pin female	TB8pin & USB2.0 A male & DB9F	3m/5m/10m

Industrial Camera Client and Software Development Kit

The industrial camera client and software development kit is based on the GenICam standard and follows the GigE Vision, USB3 Vision, Camera Link, and CoaXPress protocols. The user can connect the industrial camera through the client or SDK, collect the camera image, and obtain and set the camera parameters. The software development kit contains SDK and sample programs, which can meet the diverse needs of users for secondary development.

Performance characteristics

- High-performance GEV and U3V drivers improve image data transmission and processing capabilities.
- Provide GenTL standard library to access to industrial cameras, such as CoaXPress interface cameras, greatly reducing the development workload.
- Abundant API interfaces are convenient for users to carry out secondary development quickly and effectively.
- Integrate a variety of ISP algorithms to help users get the most appropriate image through image preprocessing.
- Support the matching access of third-party software and provide DirectShow development kit.
- Diverse sample programs, source code, and development documentation for quick access.
- Provide deep customization of API interface and UI interface.

Supported Platforms	Supported Programing Languages
Windows 32/64bits X86/ARM Linux 32/64bits MacOS 64bits Android System	C C++ C# VB.NET PYTHON Delphi JAVA

MVS

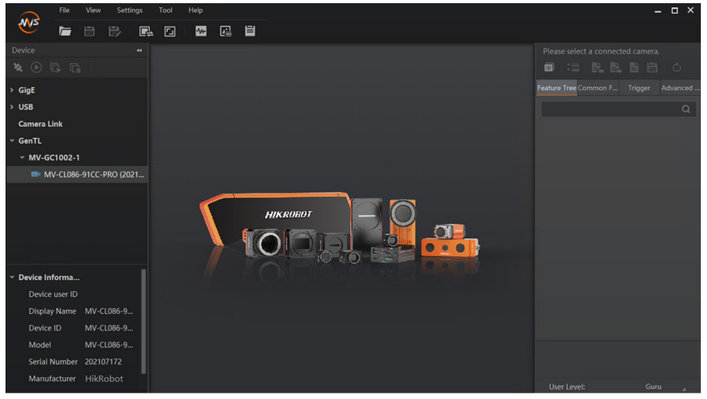

Download

Industrial camera client and software development kit can be downloaded by visiting the website of Hikrobot.
http://www.hikrobotics.com/service/soft.htm?type=1

Here is the QR code for the download link:

VM Algorithm Development Platform

Algorithm development platform is a machine vision software independently developed by Hikrobot, which is dedicated to providing customers with algorithm tools to quickly solve vision applications, and can meet machine vision applications such as visual positioning, size measurement, defect detection and information recognition.

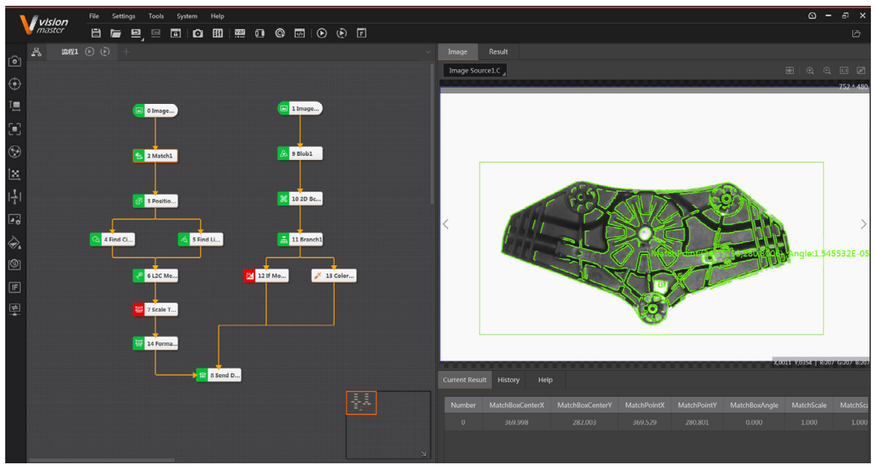

Features

- It consists of nearly a thousand completely self-developed image processing operators and a variety of interactive development tools, including 140+ module tools, supporting a variety of operating systems and image acquisition hardware devices, which can meet the needs of positioning, measurement, identification and detection in the field of machine vision applications.
- Fully graphical interactive interface, function icons are intuitive and easy to understand. Dragging operation can quickly set up visual scheme. Module operation status is independently identified and displayed in real time.
- Users can create visual solutions according to their needs, customize the running interface, and integrate background images or company logos on the running interface to meet the personalized needs of customers.
- Compatible with GigE Vision and USB3 Vision protocol standards, allowing access to multiple camera brands. Support local image and camera real-time image processing.
- The secondary development is simple and easy to use. The simplified interface can save 90% of the code. The new tool can be imported into Visual Studio with one key. It supports the interface development of QT, MFC, WPF and WinForm.
- Support the development of user-defined modules. Users can directly drag and use the user-defined algorithm after it is packaged as a VM module.
- Support TCP/IP, ModBus, serial port, UDP, Ethernet/IP and other common industrial communication protocols, compatible with the communication of mainstream PLC models.

Positioning and measuring tools

Accurately and efficiently locate any geometric element in the image with 1/16 pixel accuracy.

- Efficient template matching tool to overcome differences in sample translation, rotation, scaling, and illumination.
- Quickly and accurately find the position of circles, lines, blobs, edges, vertices, and other geometric objects.
- Accurately measure shapes, dimensions, areas, distances, angles, intersections, and other geometric properties.
- It can be used in robot guidance and other vision tools to provide position information and presence information.



Trait matching


Blob analysis


Circle search


Edge intersection



Edge distance measurement


Rectangle search

Parallel lines search


Peak search

C2C measurement


P2C measurement


Circle fit


Straight line fit

Identification tools

- Fast and accurate reading of digital information code.
- OCR algorithm based on deep learning can adapt to the recognition of complex background, low contrast, deformation and other characters.
- One-dimensional code and two-dimensional code of various types can be identified with different positions, angles and illumination. The influence of image distortion can be effectively overcome.
- Provides continuous, accurate, high-speed reading of ID information for part tracking.
- Support multiple VeriCode accurate identification in case of strong interference.
- It supports CPU and GPU versions of deep learning code reading algorithm, and also carries out accurate positioning and recognition in complex background.











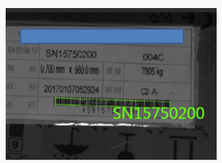



One-dimensional code Two-dimensional code OCR

Defect detection tool

Accurately identify defects on the surface, shape and contour of the workpiece.

- Based on deep learning technology, it can detect fine surface scratches and spots, and overcome the interference of surface texture, color and noise.
- Accurate detection of workpiece shape and contour defects, can overcome the interference of burrs, color, noise.
- Reliable tool for comparing standard parts to locate small differences in workpiece.


Surface bright spot


Surface scratch


Abnormal shape


Incomplete contour


Scratch detection

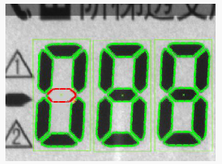
Character defect


Broken edge detection


Dirt detection

List of algorithm platform tools

Toolbox	Tool Listing
Acquisition (5)	Image source, multi-image acquisition, image output, image buffer, light source
Locating (24)	High-precision match, fast match, gray model match, mark locating, circle search, line search,BLOB analysis, caliper, edge search, position fixture, rectangle search, peak detection, edge intersection, parallel line search, quadrilateral search, line search group, multi-line search, path extraction, Blob label analysis, angle bisector search, center line search and parallel line calculation, perpendicular line search and target tracking
Image Generation (3)	Circle fit, line fit, geometry generation
Measurement (10)	Line-circle measurement, circle-circle measurement, point-circle measurement, point-line measurement, line-line measurement, point-to-point measurement, Intensity measurement, pixel count, histogram, edge distance measurement
Recognition (11)	Two-dimensional code recognition, bar code recognition, single character recognition, DL character recognition G/C, DL code reading G/C, DL character positioning G/C and DL single character recognition G/C
Deep Learning (13)	DL Image Segmentation G/C, DL Classification G/C, DL Object Detection G/C, DL Image Retrieval G/C, DL Anomaly Detection G/C, DL Instance Segmentation G/C, DL Unsupervised Segmentation G
Calibration (7)	Calibration board calibration, camera mapping, N-point calibration, distortion calibration, mapping calibration, N-image calibration, load calibration
Calculation (8)	Single point alignment, point set alignment, line alignment, calibration transformation, rotation calculate, scale transformation, variable calculation and coordinate conversion
Image Processing (20)	Image processing combination, image morphology, image binarization, image filtering, image enhancement, image computing, distortion correction, image clarity estimation, image fixture, shading correction, affine transformation, ring expansion, copy fill, frame mean, image normalization, image corerection, geometric transformation, image stitching, multi-image fusion
Split Combination (6)	Scribing split, 2D array, multi-label screening, box merge, box overlap, box filter
Color Processing (4)	Color extraction, color measurement, color transformation, color recognition
Defect Detection (12)	OCV, arc edge defect detection, line edge defect detection, arc-pair defects detection, line-pair defects detection, edge combination defect detection and edge-pair combination defect detection respectively, edge model defect detection, edge pair model defect detection, defect comparison, edge position trend analysis and edge pair position trend analysis
Logic Tools (14)	Condition detection, branch, branch string, text saving, logic, format, string comparison, shell, Group, point set, time consumption statistics, data set, trigger module, graphics collection
Communication (5)	Receive data, send data, camera IO communication(Support TCP/IP, ModBus, UDP, serial port, Ethernet/IP and other common industrial protocols; Support communication with mainstream brand PLC), protocol analysis and protocol assembly

Applicable Industries


3C Manufacturing


Food/Medicine Production


Express Logistics


Printing and Textile


Car Manufacturing


New Energy

Classic Application

Presence/Absence Detection





Front/Rear Detection



Position Judgment

Color Processing

Locating





Measurement





OCR



Code Reading

CodePlatform

Hikrobot's CodePlatform is a comprehensive code-reading software platform, including data collection, image processing, communication output, data statistics and other functions. With strong compatibility and rich functions, the platform meets most demands of common code-reading application scenarios.

- **Multi-business scenarios:** Modular software design, high expansion, suitable for multi-business scenarios such as express logistics, pallet access door code reading, and on-site logistics workstations.
- **Rich interface information:** Including real-time information area, picture display area, history record area, menu configuration area, running status display, quick function area, user rights management, etc., rich in information.
- **Product access:** Can access all series cameras such as code reading cameras, volume cameras, panoramic industrial cameras, and support multi-camera combination applications.
- **Convenient data connection:** Supports the upgrade of a separate protocol gateway plug-in, and supports highly customized business output.

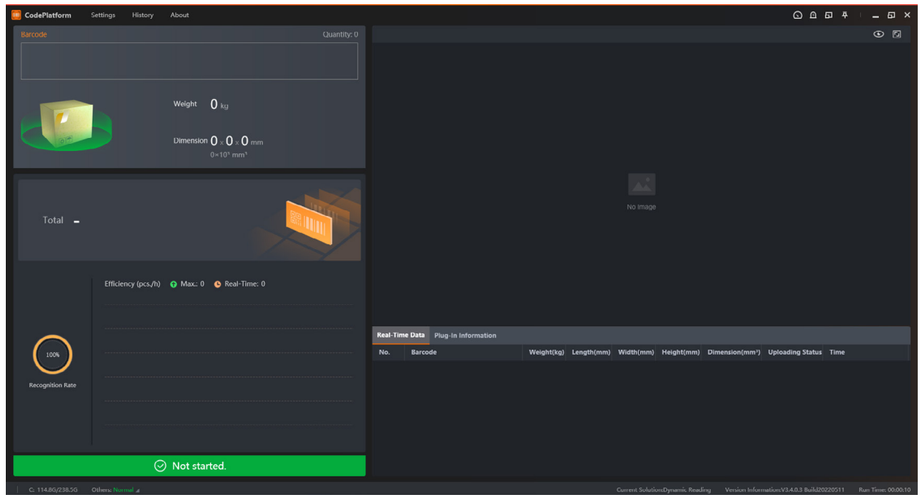

Hikrobot

Vision for Imagination

MACHINE VISION PRODUCT CATALOG

Distributed by

HIKROBOT

No.399 Danfeng Road, Binjiang District,
Hangzhou 310052, China
Tel: 400-989-7998
www.hikrobotics.com
V.101.EN.22Q2.1